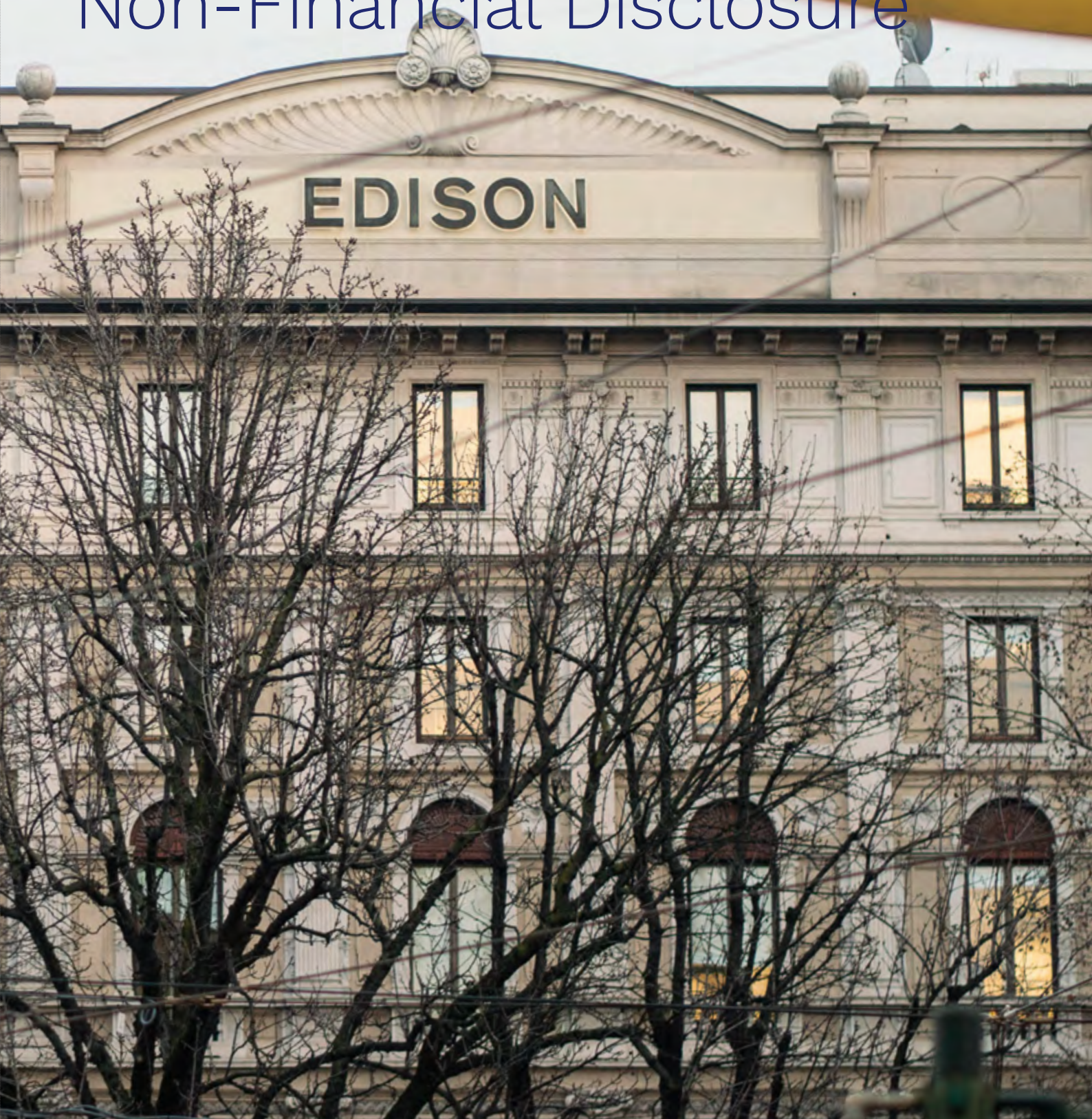


2023

Consolidated
Non-Financial Disclosure



2023

Consolidated Non-Financial Disclosure

Pursuant to article 3 and article 4 of Legislative Decree No. 254 of 2016

Letter to our stakeholders	4
Context and Challenges of Sustainability: Stakeholder Perspective	6
Edison profile and main activities	8
Value chain	10
Operational Presence	12
Edison's new ambitions to 2040	13
Key numbers 2023	14
Sustainability at Edison	16
Edison's policies	18
Materiality analysis	21
ESG Risk Management	25
Management and certification systems	30
Long-term Sustainability Goals	32
Axes of the Sustainability Policy	36
Transversal topics: prerequisites and enabling factors	38
Prerequisites	40
Enabling factors	40
Climate Action	58
Renewable sources, low-carbon energy and customer support in decarbonisation	60
Climate Change	67
Human capital and inclusion	70
Workplace health and safety for workers and suppliers	73
Well-being, development and inclusion	76
Value for customers, local areas and sustainable economic development	86
Service quality and focus on customers	88
Value creation for the local area and communities	103
Responsible management of the supply chain	109
Infrastructure reliability and vulnerability to cybercrime	112
Natural capital and landscape	116
Natural resources, ecosystems and biodiversity	118
Circular Economy and Resource Management	127
Landscape	129
Methodological notes	131
Sustainability Performance	132
Material topics	134
Transversal topics	139
EU Taxonomy Indicators	148
Climate Action	168
Human capital and inclusion	174
Value for customers, local areas and sustainable economic development	186
Natural capital and landscape	191
GRI Content Index	195
Report of the Independent Auditors	203

Letter to our stakeholders

Dear Stakeholders,

despite the complex geopolitical context and a weak macroeconomic situation for the European continent, the energy sector was characterised by a progressive normalisation of prices in 2023 – at levels which were however higher than before the energy crisis – and an advancement of decarbonisation policies with the adoption of the RED III Directive¹, as well as significant progress in reforming the electricity market. The various measures completing the design of the Green Deal are advancing in Europe, albeit at different rates, as are those related to corporate sustainability reporting thanks to the Corporate Sustainability Reporting Directive (CSRD) now being transposed by the Member States.

Globally, investments in renewables and green technologies grew in 2023, also driven by the Inflation Reduction Act in the United States, as well as an extraordinary acceleration in the development of renewable capacity in China; at the same time, the year was marked by a new record in coal utilisation, reflecting the complexity of the ongoing energy transition. High interest rates and inflation played a role in the evaluation of investments, slowing down capital-intensive renewable technology initiatives in several geographic areas.

The framework of the Integrated Energy and Climate Plan that will be consolidated in 2024 was outlined in Italy, on the basis of which major new efforts will be required of the energy system both on the decarbonisation front – with investments in renewables, electricity storage, grids and new sustainable mobility – and on the energy security front, still a key issue for the country.

Against this backdrop, Edison has achieved important results in economic value creation and significant progress in sustainability performance; moreover, it has been assigned an international ESG rating that complements existing sustainability profile assessments.

In terms of governance, the company worked towards increasingly strong dialogue on sustainability issues between management and board bodies, advancing the integration of ESG risks within the Enterprise Risk Management process, and renewing the CEO's advisory committee known as the Stakeholder Advisory Board, which defined and launched the agenda of its work, also contributing to the materiality analysis which was characterised by an in-depth analysis of the company's external impacts this year. Progress is being made in all the axes of action of Edison's Sustainability Policy.

With regard to combating climate change, new renewable capacity continues to be created and the carbon intensity factor is significantly dropping.

On the human capital front, our good indicators on worker and company safety have been confirmed, and Edison as well as two important group subsidiaries achieved gender equality certification.

As far as value for customers, local areas and communities is concerned, customer feedback has significantly increased in relation to low-carbon and energy-efficient solutions and offers, thus contributing to the consumption efficiency trend of families, businesses and public administration. Moreover, new models of self-consumption are emerging, including collective ones, with significant impact and potential; interaction with suppliers on ESG issues has strengthened, with specific qualification and awareness-raising activities along the supply chain. Action in local communities

has intensified with multi-stakeholder initiatives that enhance local heritage – both cultural and natural – amplifying the social impact and attractiveness for citizens. Lastly, in the area of natural capital, targeted active protection measures and in-depth studies on biodiversity profiles and the use of natural resources serving current and future programmes continue in the areas where the company is present.

Furthermore, Edison celebrated its 140th anniversary in 2023 with an even more ambitious business plan that envisages investments of around 10 billion euros between 2023 and 2030, 85% of which are aligned with the UN Sustainable Development Goals.

In relation to the climate, thanks to investments in renewable energies and energy transition technologies, Edison intends to pursue a trajectory of progressive decarbonisation of its power generation mix with the ambition of reaching 90% decarbonised power generation by 2040, while reducing the absolute value of its emissions. The company will also continue to play an essential role in the security of the national energy system, with a portfolio of multi-year gas supply contracts that is flexible and progressively complemented by green gases such as hydrogen and biomethane, indispensable in accompanying the energy transition towards renewables and contributing to the decarbonisation of heavy and maritime transport.

The outcomes of the COP28 held in Dubai at the end of 2023 offer us – in the hottest year on record – a scenario in which the transition from fossil fuels, necessary for climate purposes, will require the massive application of renewable energy and energy efficiency, the development of further green technologies as well as customers' important activation of optimised consumption and participatory self-production models.

Edison is ready for this challenge, as can be seen by reading the 2023 Non-Financial Disclosure.

Nicola Monti

Chief Executive Officer of Edison

¹ Renewable Energy Directive III (RED III), in force since 20/11/2023. Directive 2023/2413 amends Directive 2018/2001.

Context and Challenges of Sustainability: Stakeholder Perspective*

Seeking to recompose the picture of a scenario which has been characterised by continuous and rapid changes in recent years is part of Edison's role as a leader in the sustainable energy transition for the customers, suppliers, communities and local areas in which it operates.

To do so, the company draws on the knowledge of those with an in-depth and complementary perspective on the development dynamics of the energy sector over the medium to long term. As part of the broader stakeholder engagement process carried out in 2023, Edison wished to discuss and analyse its views on the transition with a number of people identified as experts in various sectors and thus able to offer, thanks to their different perspectives and professional skills, a systemic and distinctive interpretation of the context in which the company operates and the peculiar dynamics of its business. This made it possible to consider, by gazing beyond the energy perspective, issues that are considered central in the public debate and which will help to shape the future of the industry in which the company operates.

A multi-view interpretation of the **energy transition** emerged; an epochal challenge for the sector currently set in a historic moment characterised by extraordinary events of various kinds – health, geopolitical, economic – with a significant impact on the energy world as well. Thus the decision-makers tables not only addressed the topic of sustainability, but also **energy security and independence**, helping to substantiate and strengthen commitments towards increasingly autonomous production and consumption models in the direction of a decarbonised economy. These directions have been drawn at the European level by the Green Deal and the Fit for 55 "climate reform" package, which pursue the goal of driving energy – and economic – systems towards decarbonisation, reducing greenhouse gas emissions by 55% compared to 1990 levels, with the aim of achieving carbon neutrality by 2050. At the national level, these indications can be found in the National Energy and Climate Plans currently being updated.

This is a substantial change that sees the energy sector as the protagonist of a turnaround that is in some ways faster than the actual transformation capacity of its players and those who, although belonging to different sectors, are directly involved in the transition process. A change that must be managed on several fronts, **starting from the cultural one to create awareness on the energy issue by accompanying consumers and supply chains towards decarbonisation**, in order to be able to make full-fledged sustainable choices. Culture, therefore, as a lever to innovate and root production and consumption models and to foster the increasingly necessary convergence between energy and industrial policies, especially in the Italian panorama in which manufacturing is energy intensive and therefore exposed to scenario variables.

Technological progress and innovation accompany and enable the transition. The research and development of new technologies for the growth of renewable sources, for the development of flexibility systems, for the production of green gases, for the development of low-carbon solutions and decarbonisation, represent the future of this path, which today can rely on the most mature technologies already accessible on the market.

However, the prospects appear as promising as they are critical due to their connections with the social, environmental and economic spheres.

If the first dimension, the social one, mainly manifests itself in the uncertainties regarding sector employment and in the new meaning given to the relationship between business and community, the environmental sphere instead translates into knowing how to manage the environmental impacts linked to the development of new technologies and adapt the infrastructure needed to support the electrification process of consumption, as well as the consumption of land and other natural resources.

The theme of energy security and independence is one of the bridges between the social and economic spheres, to which are also linked the themes of the evolution of business models of the most energy-intensive and fossil-dependent sectors, as well as local economies concerned with new models of living and dwelling, including smart cities and energy communities.

* Summary of findings from the expert discussion process as suggested by GRI Standard 3: Material Topics, as part of Edison's 2023 materiality process. Contextual information that can influence the sector's activities and their perception of the impacts generated by Edison was discussed. The areas of expertise/further exploration included: geopolitical; energy; social and technological dynamics with the following experts participating in the meetings: **Alessandro Blasi**, Special Advisor to Executive Director, IEA; **Alessandro Cugno Garrano**, Senior Executive Partner at Gartner; **Valentina Langella**, Head of Social Impact Altis Advisory Srl SB and Member of the Scientific Committee and Board of Directors Social Value Italia; **Massimo Lombardini**, Associate Research Fellow Geoeconomics Energy Security ISPI; **Fulvio Rossi**, Senior Expert and advisor – AsviS and Avanzi.

Edison profile and main activities

Value chain	10
Operational Presence	12
Edison's new ambitions to 2040	13
Key numbers 2023	14



Value chain

UPSTREAM

MIDSTREAM

DOWNSTREAM

Electricity

Power Asset

Management and development of electricity generation plants from renewable sources and high-efficiency gas-fired combined cycles

7,2 GW
Net installed power in Italy

19,5 TWh
Net production

- 123** Hydroelectric power plants
- 13** Thermoelectric plants
- 53** Wind farms
- 56** Photovoltaic parks

Gas

Gas Assets

Development and management of gas transport infrastructure

- 2** Pipeline project
- 1** Pipeline project in operation

Development and operation of Small Scale LNG storage

- 1** LNG storage in operation
- 2** LNG storage being developed
- 1** LNG storages in the authorization phase

Gas storage management

- 3** Storage centres

Gas & Power Portfolio Management & Optimization

Proprietary and third-party plant dispatching and energy portfolio optimization

37,1 TWh
Managed volumes

Management of long-term gas supply contracts, logistics, gas sales to the thermoelectric and wholesale markets

Long-term gas supply contracts
 12,4 bn mc/a
Contractual quantity

14,9 bn mc
Managed volumes

Gas & Power Market

Sale of electricity, natural gas and value-added services to all market segments, from the customer of residential companies to large industry

13,8 TWh
Electricity sold to end customers

5,2 mld mc
Gas sold for civil and industrial use

2 mln
Contracts for electricity, gas points and value-added services

Energy & Environmental Services Market

Platform of services, technologies and skills for decarbonization and energy transition of industry and Public Administration

70+
Production sites managed

2300+
Public and private facilities managed

300+
Local municipalities with 1,2+ mln lighting points

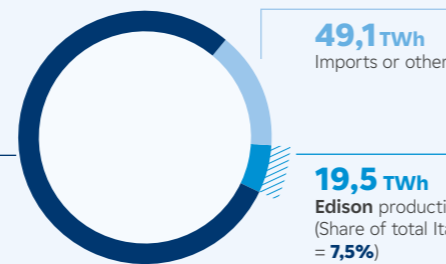
35
District heating networks

27
Operational sites managed for environmental services

ITALIAN MARKET

2023
Electricity
Total gross demand Italy
308,4 TWh

259,4 TWh
Net production
99,7 TWh
Renewable sources
159,7 TWh
Thermoelectric

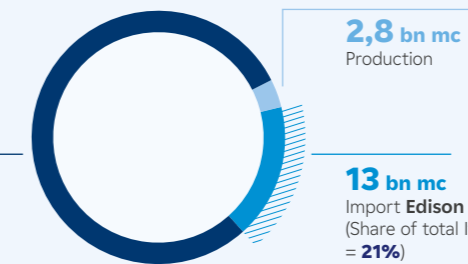


49,1 TWh
Imports or other

19,5 TWh
Edison production
(Share of total Italy = 7,5%)

2023
Gas
Total need Italy
63,1 bn mc

60,6 bn mc
Imports



2,8 bn mc
Production

13 bn mc
Import Edison
(Share of total Italy = 21%)

Operational Presence

Edison is the oldest energy company in Europe, with 140 years of history. It is one of the leading operators in the energy sector in Italy and operates in an integrated manner across the entire value chain from generation to sales and services. It is also active in Spain, Poland* and Greece**.



* In energy services through Edison Next.
 ** In electricity generation through the Elpedison JV.

Edison's new ambitions to 2040

Edison works to support the country's energy security and decarbonisation objectives, confirming the centrality of the energy transition and its role in guiding its customers, suppliers, communities and the local areas in which it operates. The business growth plan is strongly linked to the values of sustainability and is based on three strategic pillars; it is embodied in important development targets to 2030, in the context of an ambitious role of sustainable leadership by 2040.

2030 Doubling Edison's size by investing more than 10 billion euros between 2023 and 2030 throughout Italy.

2040 Maintaining the growth rate consolidating role as a leading player in the energy transition.

 <p>SUSTAINABLE POWER GENERATION AND FLEXIBILITY</p> <p>Doubling renewables by 2030 (5GW) and continued growth to 2040</p> <p>Decarbonisation of thermoelectricity (CO₂ capture, and new nuclear)</p> <p>40% decarbonised energy by 2030 and over 90% by 2040</p>	 <p>SECURITY OF SUPPLY AND DECARBONISED GAS</p> <p>Maintaining 20% market share of Italian gas market</p> <p>Diversified and balanced gas contract portfolio between pipe and LNG</p> <p>Progressive portfolio decarbonisation with green gas from 6% by 2030 to 15% by 2040</p>	 <p>CUSTOMERS AND SERVICES</p> <p>Doubling contracts by 2030 (4M) and continued growth to 2040</p> <p>Electrification and decarbonisation of end customers and local areas</p> <p>Market leader by 2040: second player in commodity supply, first in energy services</p>
--	--	--



For more details
140anni.edison.it/futuro

Key Numbers 2023

Transversal topics: prerequisites and enabling factors



69%
Employees trained in business ethics issues (% of active company population - cumulated)



5
Policies with an impact on sustainability areas
2
Related training interventions (D&I and human rights)



100% CRSC
50% BoD
Presence of sustainability issues dealt with in CRSC and BoD



85.3%
SDG Compliant Investments



285
Stakeholders involved in materiality analysis



40+
Innovation, digital, R&D projects (on technologies relevant for the transition)

Climate Action



2.2 GW
RES installed capacity



4,449 GWh
Production from RES



500+ GWh/year
PPA* multi-year renewable energy purchase signed



2.2 MtCO₂
CO₂ avoided



5
Biomethane-biogas plants

* Power Purchase Agreement

Human capital and inclusion



90%
(with 87% respondents) - Employees proud to work for the company (climate survey)



1.7
Accident Index (FI) employees and companies



207,110
Training hours (34 hours/employee)



4,974
Trained staff of third-party suppliers to whom at least 1h of training was provided



23%
Women executives
32%
Women middle managers



33%
Women with STEM job profile/Women hired in Italy



4,490
Employees who benefited from welfare (at least 1 service)
79%
Perceived service quality in Italy



3
Group companies for which gender certification was obtained
3,509
Company employees involved



39%
Employees involved in sustainable corporate culture initiatives

Value for customers, local areas and sustainable economic development



2,339
Installers
844
Physical points



51%
Incidence of power contracts on the portfolio



62 (approx. 3MW PV)
Condominium collective self-consumption initiatives
1
CER solidarity



34,903 TEP
saved through energy efficiency measures



105 Mmc
Biomethane sold to customers



1.3 million
Lighting points in Italy and Spain



21%
National demand of gas diversified With 4 sources



72%
Local community involvement



150
Suppliers involved in Sustainable Procurement



98%
Expenditure on national suppliers



99.99%
ICT infrastructure availability

Natural capital and landscape



97%
ISO 14001 site coverage - (generation and hydro > 3 MW)



99.96%
Coverage of power generation sites prioritised on biodiversity on technology-specific indicators



31
Number of sites affected by the remediation procedure - 195 hectares



0.3 l/kWh
Water use intensity in electricity and heat generation



4
Biodiversity and landscape projects (Cumulative figure 2021-2023)

Sustainability at Edison

- Edison's policies
- Materiality analysis
- ESG Risk Management
- Management and certification systems
- Long-term Sustainability Goals

- 18
- 21
- 25
- 30
- 32

Edison's policies

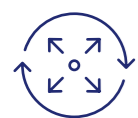
Sustainability Policy

As defined in our Sustainability Policy, Edison considers sustainability the set of choices and behaviours that enable the company to pursue its corporate purpose while ensuring long-term profitability and competitiveness, while simultaneously taking into consideration the interests of all stakeholders.

As a responsible operator, Edison considers sustainable success and ESG criteria to be fundamental levers for value creation in the medium to long term and crucial elements in making strategic and operational decisions. Accordingly, the company works towards the continuous integration of sustainability principles within the corporate structure and the business model, as well as in day-to-day activities with the aim of guiding the sustainable energy transition of customers, suppliers and communities.

Edison is committed to the **sustainable energy transition**, which is taking shape by promoting the production and use of renewable energy and flexibility solutions, developing low-carbon energies and green gases, supporting residential, industrial and tertiary customers as well as Public Administration in the decarbonisation path, monitoring and reducing climate-altering emissions and promoting sustainable mobility. Furthermore, on the basis of a principle of technological neutrality aimed at decarbonisation, the company firmly believes in a **socially responsible transition**, which it puts into practice by promoting sustainable energy spending and combating energy poverty, developing and updating people's skills, responsibly managing its supply chain, respecting human rights in all of its forms and contributing to social progress, also through the EOS - Edison Orizzonte Sociale Foundation.

Edison's commitment is inspired both by the United Nations' **Sustainable Development Goals (SDGs)** and by the **ten principles** defined within the **United Nations Global Compact (UNGCN and CGNI)**, relating to human rights, labour standards, environmental protection and the fight against corruption (www.globalcompactnetwork.org/it/il-global-compact-ita/i-dieci-principi/introduzione.html).



Transversal topics

Core principles underpinning all company activities and choices

> Find out more



Climate Action

Action against climate change with a view to promoting decarbonisation

> Find out more



Human capital and inclusion

Developing human capital and promoting diversity and inclusion

> Find out more



Value for customers, local areas and sustainable economic development

Creation of value for customers, local areas and promoting sustainable economic development

> Find out more



Natural capital and landscape

Conservation and protection of natural capital and landscape

> Find out more

Edison's Sustainability action is based on **a transversal axis and four programmatic axes that reflect the Group's values and development objectives, and for each of which SDGs have been identified to which the company contributes through its actions.** To these are added those specifically adopted by the EOS - Edison Orizzonte Sociale Foundation.



Policies with an Impact on Sustainability Areas

While some sustainability profiles - such as those related to the environment, health and safety, as well as business ethics - are structurally present in company processes and have long been included in the Policy for Health and Safety, Environment, Quality and Sustainable Energy, others related to the social field and the company's value chain and its ecosystem have required in-depth study over the past year.

In line with the society's growing awareness of corporate sustainability, the positive stimulus of international agencies committed to sustainable development (GCNI and ILO²) as well as the evolution of European legislation (with the CSRD - Corporate Sustainability Reporting Directive and the CSDDD - Corporate Sustainability Due Diligence Directive), Edison has cemented its sustainability practices by defining a number of Policies which explicitly outline its commitments, practices and processes, control mechanisms, governance and non-compliance reporting.

In particular, the following policies were adopted in 2023:

DIVERSITY AND INCLUSION POLICY

Edison believes that diversity means plurality, acceptance and authentic appreciation of everything that makes people unique and incomparable, including age, gender, religious, political and trade union beliefs, educational background, sexual and emotional orientation, health status, conditions of different abilities, ethnic and geographical origins, social, cultural and family conditions. Edison believes that inclusion means openness, listening, acceptance, appreciation and actively seeking dialogue with "different" and alternative points of view. The company undertakes to respect

² International Labour Organisation

principles of non-discrimination, equal treatment and equal opportunities and to translate them into the following corporate processes and activities: culture and awareness, recruiting and selection, development and training, health and organisational well-being, pay equity, internal and external communication. See more details in the section on [Employability](#).

HUMAN RIGHTS PROTECTION POLICY

The defence and protection of human rights is a transversal theme in the management of corporate activities and people; in terms of relevance to its value chain, Edison recognises the rights related to the personal sphere – including the dignity, freedom and equality of human beings –, labour, the fight against corruption, and the protection of the environment and natural resources as the main human rights connected to its activities, in all the contexts in which it carries out its mission of leading the sustainable energy transition. See more details in the section on the [Protection of Human Rights](#).

SUSTAINABLE PROCUREMENT POLICY

Edison is committed to the sustainable management of its supply chain – meaning the suppliers from which the company directly and indirectly purchases works, materials, technical-industrial products, services and performance – through an ever-increasing integration of ESG criteria within its procurement processes: qualification, tendering, contracting and performance assessment. See more details in the section on [Responsible Supply Chain Management](#).

INTEREST REPRESENTATION ACTIVITY POLICY

Edison represents and promotes its interests in a transparent and responsible manner and in accordance with international conventions, and is committed to acting fairly and honestly in the process of obtaining information, avoiding undue pressure or inappropriate behaviour, and respecting the values of integrity and responsibility. The company is also committed to providing contacted representatives and stakeholders with complete, accurate and up-to-date information. See more details in the sections [Business Ethics](#) and [Infrastructure Systems/interventions in Local Areas and Creating Value for Communities](#).

POLICY ON RELATIONS WITH LOCAL AREAS AND COMMUNITIES

Edison is committed to pursuing active dialogue with its local stakeholders, understanding – and where possible welcoming through constructive solutions – their expectations, so as to build and maintain a climate of trust and promote sustainable development capable of creating shared value. The company intends to lead the country's energy transition by contributing to safeguarding the planet and improving people's quality of life; in fact, it recognises that as relevant stakeholders, the local areas and communities play a fundamental role in generating a concrete positive impact. See more details in the section [Infrastructure Systems/Interventions in Local Areas and Creating Value for Communities](#).

The above policies are complemented by the following:

POLICY FOR HEALTH AND SAFETY, ENVIRONMENT, QUALITY AND SUSTAINABLE ENERGY

Updated in 2021 – see chapter [Workplace Health and Safety](#).

CODE OF ETHICS - 231 ORGANISATION, MANAGEMENT AND CONTROL MODEL - ANTI-FRAUD POLICY - WHISTLEBLOWING POLICY

Updated in 2023 – see chapter [Business Ethics](#).

TAX POLICY

See chapter [Approach to Taxation and Governance](#).

EDISON SUPPLIER CODE OF CONDUCT

See the chapter [Responsible Supply Chain Management](#).

Materiality analysis

Analysis process and materiality perimeter

The materiality analysis is the process the company uses annually to focus, identify and prioritise the most relevant sustainability issues for the company and its stakeholders.

This process results in the identification of material topics, which are a key to understanding the company and its activities, as well as an indispensable tool for defining corporate strategy, creating an inseparable link between business and sustainable development objectives. These topics also represent the framework of issues that best summarise the externalities of Edison's activities, the impacts on the environment, the economy and society, and the areas of sustainability commitment that derive from its corporate vision.

Edison's materiality analysis process for the year 2023 was developed following the guidelines defined by the GRI Universal Standards 2021, and in particular by "GRI 3: Material Topics 2021," and it was an important occasion for exploring the impacts of the company's work and fully understanding the potential of the material topics for Edison's strategy. Internal and external stakeholders were involved in the materiality analysis this year, both in the identification of the impacts and in their evaluation. The process is also in substantial alignment with the spirit of the Corporate Sustainability Reporting Directive (CSRD), which also calls for disclosure on the basis of the European Sustainability Reporting Standards (ESRS), which in turn dictate how reporting should be carried out on material topics and are to be applied from the fiscal year 2024 onwards, and which are largely inspired by the GRI .

As a first step, a preliminary desk analysis was conducted to expand and revise, compared to previous years, the list of positive and negative, real and potential aspects that the company generates on the environment, economy and society, including those on human rights, with a view to impact materiality. In particular, starting with the results of the process carried out in 2022, operating models, activities and initiatives were analysed, considering the internal impact monitoring and control processes (such as the ERM process, which ensures the control and management of risks and opportunities correlated with ESG issues) of the context in which the company operates.

To achieve this goal, the Sustainability Division engaged the following:

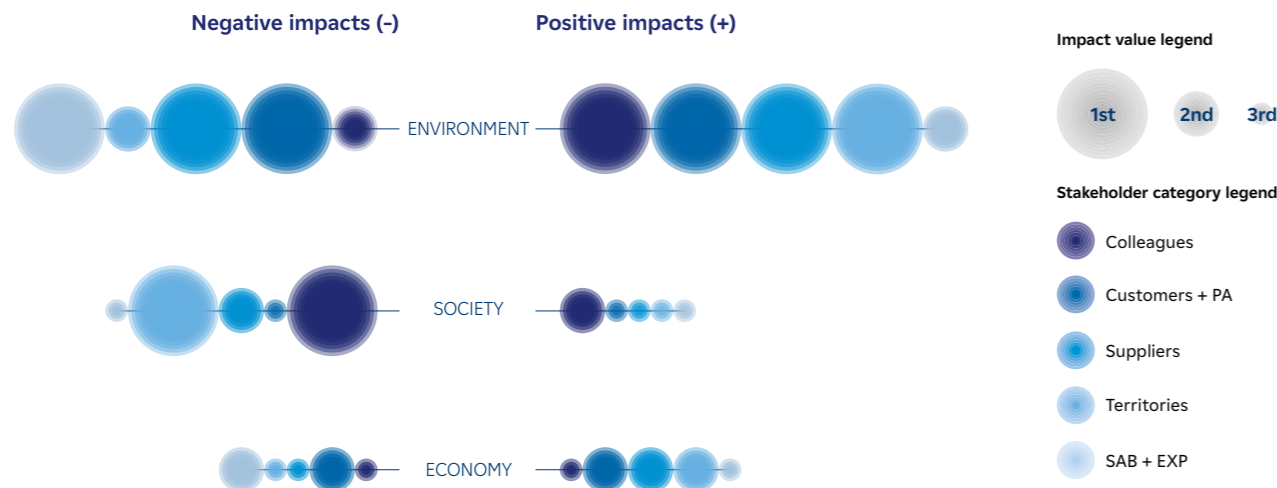
- **internally:** the Sustainability Network (through a workshop and dedicated interviews that brought to light, for the various activities in which Edison is involved, the stakeholders with which it relates, the object of the relationship and the related impacts) and the Strategy and Finance Divisions (with the aim of bringing the company's development plans to light and thus to better understand and map future impacts);
- **externally:** some sector experts (in order to gather different views on the sector and its impacts and also to give voice to the less represented categories. See the chapter [Context and challenges of sustainability](#)).

Once a complete list of the impacts generated by the company had been drawn up (35 in total), they were assessed in terms of relevance by the stakeholder categories identified as most significant, using a mapping and analysis process of the relationships linking these subjects to the company (see the section [Stakeholder Dialogue and Engagement](#)). In particular, the assessment took place thanks to the organisation of specific focus groups and sending out a survey; about 285 stakeholders, representing Edison employees, large customers, suppliers, the Public Administration, the local communities in which Edison operates, as well as the Stakeholder Advisory Board (SAB) (see the chapter [Sustainability in Governance](#)) and the Executive Committee of Edison.

This process led to the **prioritisation of the impacts generated** by the organisation, which were then **traced back to the material topics**. Below is a **graph summarising the impact ranking** which is the result of the stakeholder engagement carried out.

The graph shows an elaboration of the analysis results, from which it emerges that the impacts on the environment, both positive and negative, were assessed by all

PREVALENCE OF IMPACT FACTORS BY STAKEHOLDER CATEGORY



stakeholders as the most relevant. Among the negative impacts, those on society were more significant than those on the economy. Conversely, among the positive impacts, the implications on the economy outweigh those on society. In contrast, the SAB assessment placed particular emphasis on impacts on the economy, ranked first among positive impacts and second among negative impacts.

The impacts were then traced back to the material topics and a substantial reconfirmation of the topics reported in 2022 emerged, with the exception of 'Promoting STEM skills for energy', which was found to be below the materiality threshold. Edison's STEM skills activities were therefore integrated under the topic "Employability."

In addition, with a view to simplification, the topics "Awareness-raising and contribution to the energy culture of communities" and "Creating value for the local area" have been merged with the topic "Construction and operation of plants in local areas," which has been renamed "Systems and interventions in local areas and creating value for communities."

The result described above led to the definition of a materiality perimeter consisting of 19 material topics, shown in the following table according to the relevance of the impacts they express.

TABLE OF IMPACTS GENERATED IN ORDER OF SIGNIFICANCE

MATERIAL TOPIC	IMPACT	SHARE CLASS	DEGREE OF INTENSITY	REFERENCES
Low-carbon energy and green gas development	A Climate changing emissions and at local impact	- Actual	High	p. 63
	A Reducing climate-altering emissions	+ Actual	High	
	A Decarbonising the national energy mix	+ Actual	High	
Sustainable mobility	A Climate changing emissions and at local impact	- Actual	High	p. 100
	A Reducing climate-altering emissions	+ Actual	High	
	A Natural resources, ecosystems and biodiversity	+ Actual	High	
	E Local and national supply chain development	+ Actual	Medium	
Workplace health and safety	S Accidents and injuries	- Potential	Medium	p. 73
	S Reducing the accident rate	+ Actual	High	
Respect for natural resources, ecosystems and biodiversity	A Energy infrastructure interference	- Potential	Medium	p. 118
	E Competition for energy use of resources	- Potential	Medium	
	A Natural resources, ecosystems and biodiversity	+ Actual	High	
	A Biodiversity and natural habitats	+ Actual	High	

Legend

- Climate Action
- Human capital and inclusion
- Value for customers, local areas and sustainable economic development
- Natural capital and landscape

Degrees of intensity

- High (3 dark grey circles)
- Medium (2 light grey circles)
- Low (1 light grey circle)

Share Class

- A: Environment, S: Society, E: Economy
- + Positive impact / - Negative impact

MATERIAL TOPIC	IMPACT	SHARE CLASS	DEGREE OF INTENSITY	REFERENCES
Systems and interventions in local areas and creating value for communities	A Energy infrastructure interference	- Potential	●●	p. 103
	E Local community dissent	- Potential	●●	
	S Acceptability of energy infrastructure	+ Actual	●●	
	E Local and national supply chain development	+ Actual	●●	
Responsible management of the supply chain	S Potential violation of human rights	- Potential	●●	p. 109
	S Sustainable supplier development	+ Actual	●●●	
	E Local and national supply chain development	+ Actual	●●	
Promoting the production and use of renewable energy and flexibility solutions	A Reducing climate-altering emissions	+ Actual	●●●	p. 60
	A Decarbonising the national energy mix	+ Actual	●●●	
Monitoring and actions for reducing GHG emissions	A Reducing climate-altering emissions	+ Actual	●●●	p. 67
Contribution to supply diversification	S Stability and security of the energy system	+ Actual	●●●	p. 99
	E Continuity of energy supply	+ Actual	●●	
Circular Economy and Resource Management	A Natural resources, ecosystems and biodiversity	+ Actual	●●●	p. 127
Sustainability of energy expenses for customers and competitiveness of the industrial system and public administration	S Sustainability of energy costs	+ Actual	●●●	p. 97
	E Competitiveness of industrial customers	+ Actual	●●●	
Cybersecurity	E Cybersecurity	+ Actual	●●	p. 112
	E Competitiveness of industrial customers	+ Actual	●●●	
Service quality and focus on customers	E Continuity of energy supply	+ Actual	●●	p. 88
	E Customer satisfaction	+ Actual	●●	
Accompanying industrial customers and public administration in decarbonisation	E Transformation of production systems, consumption and transport	+ Actual	●●	p. 66
Employability	S Protecting employability	+ Actual	●●	p. 80
Well-being and work-life balance	S Protection of human rights	+ Actual	●●	p. 84
Infrastructure reliability and business continuity	E Cybersecurity	+ Actual	●●	p. 115
Plurality and inclusion	S Development of human and professional potential	+ Actual	●●	p. 76
Protection of the landscape	A Interaction of energy activities and landscape	+ Actual	●●	p. 129

Legend
 Climate Action | Human capital and inclusion | Value for customers, local areas and sustainable economic development | Natural capital and landscape
 A Environment S Society E Economy
 + Positive impact/- Negative impact
 Degrees of intensity: ●●● High ●● Medium ● Low

The list of material topics is completed by four prerequisites and two enabling factors that were identified as early as 2022 and considered the foundation of the Group's business activities and sustainable action.

The material topics that emerged confirm consistency with the axes identified in Edison's Sustainability Policy: Climate action; Human capital and inclusion; Value for customers, local areas and sustainable economic development; Natural capital and landscape.

The 2023 Materiality Matrix was approved by the Board of Directors on 26/10/2023.

Below in the document, a special section is dedicated to each material topic, in which the indicators considered to manage the topic, the related positive/negative impacts and the consequent actions the organisation has put in place to mitigate the consequences of the negative impacts and the actions for managing and supporting the positive impacts.

Furthermore, for a systematic description of the material topics, please refer to the section [Performance](#).

During the 2023 materiality analysis process, an internal project conducted jointly by the Sustainability and Finance Divisions was also initiated to complement the perspective derived from Impact Materiality with that of Financial Materiality, which will lead in the near future to the full application of double materiality.

ESG Risk Management

Edison's integrated business risk management model is based on the Enterprise Risk Management (ERM) international principles and COSO (Committee of Sponsoring Organisations of the Treadway Commission) framework specifically. The ERM model aims to adopt a complete and unitary vision and, at the same time, to safeguard the principle of organisational independence of the system of identifying, assessing, managing and monitoring the company's priority risks.

As described in the document on Corporate Governance, Edison has adopted a **Corporate Risk Model** and a risk mapping and risk scoring methodology that assigns a relevance index to risk based on an assessment of overall impact, probability of occurrence and level of control, with the time horizon of the Strategic Plan. This model, developed in accordance with best industry and international practices, places within an integrated framework the different types of risks that characterise the business in which the Group operates, distinguishing risks related to the external environment from internal process and strategic risks.

The Enterprise Risk Management process is carried out in parallel with the development of the budget and the Strategic Plan, with a Risk Self Assessment process

whose results are communicated at scheduled intervals at meetings of the Control, Risk and Sustainability Committee (CRSC) and the Board Directors (BoD) and are used by the Internal Auditing Department as a source of information for the preparation of specific risk-based audit plans. Through this process, the heads of the business units and the departments, under the coordination of the Risk Office, identify and assess the risks under their responsibility and plan and adopt associated mitigation actions.

In 2023, the integration of sustainability themes within the Enterprise Risk Management Framework was broadened, in line with the requirements of the Corporate Sustainability Reporting Directive (CSRD) and the European Sustainability Reporting Standards (ESRS), which provides for the dual materiality assessment of impacts, risks and opportunities.

In the course of the project, some methodological evolutions were introduced in the direction of an integrated ESG-ERM Model in anticipation of a future full alignment with the Directive. The identification of relevant ESG risks was based on a process of analysing a variety of sources, including international standards and benchmark information, the consideration of the material topics following the company's materiality analysis, as well as the involvement of Top Management through interviews and workshops for a top-down contribution in validating sustainability risks and opportunities. Once the elementary ESG risks had been identified and aggregated into ESG risk macro-themes, they were integrated into the process and assessed in line with the risk assessment methodology, thereby completing the assessment also in a bottom-up logic.

In accordance with international standards, the assessment of the identified risks was carried out with reference to the overall impact, the probability of occurrence and the level of control. The analysis of the three dimensions was carried out using a reference scale with five levels; where possible, a specific financial quantification of the residual risk was made. Lastly, information was gathered on the activities, mitigation plans and related actions to be taken over the short, medium and long term to mitigate the effects of each risk identified (including ESG risks).

The process enables the Group to effectively monitor and manage ESG risks within the corporate risk universe, integrate sustainability into strategies and transparently and comprehensively communicate ESG information to stakeholders.

The following ESG-related risks were identified as significant in 2023, in addition to potential difficulties in achieving sustainability goals, strategies and initiatives:

- risks associated with the energy transition: the most relevant are possible delays or extra costs in the supply or performance of goods or services, the effects of the energy transition on the macroeconomic environment with possible price variability, as well as changes in consumer behaviour and in the demand for goods and services;
- risks concerning changes in the regulatory environment and/or misalignment with institutional stakeholder strategies;
- risks associated with climate change and the implications this might have on energy generation and demand, as well as the damage that adverse natural events might cause to company assets;

- risks related to social issues: such as the discontinuity of the IT infrastructure, with possible impacts on the operation of company assets, and the potential loss of data, including customer data, with consequent impacts on reputation.

Further difficulties may arise in the capacity to attract, train and retain skills or resources, as well as in the prevention of injuries involving personnel, visitors and third parties. Other aspects to be considered are the critical ethical and reputational issues for possible actions by suppliers or sub-suppliers.

For each of the potential risks, specific mitigation actions in place or to be activated have been identified.

RISK	RISK DESCRIPTION	IMPACTS	MITIGATION ACTIONS (M) AREAS OF OPPORTUNITY (O)
Climate change	Changing climatic conditions with impacts on energy generation	Unavailability and/or diminishing returns of thermoelectric plants.	Monitoring and supervision through the resilience plan of generation assets, with a 2050 horizon and prioritisation of interventions on generation infrastructure (also consistent with relevant legislation) (M) Established and continuously updated HSE management systems and protocols (M) Implementation of adaptation activities on the Group's individual power plants, as per the Climate Change Resilience and Adaptation Plan (M) Evolution of predictive models regarding asset production (M) Solutions to seize the opportunities arising from the electrification and optimisation of customer consumption (O)
		Scarcity of water resources for hydropower production.	
		Wind scarcity with impacts on electricity production from wind power plants.	
	Changing climatic conditions with impacts on energy demand	Sharp rise in average temperatures with consequent impact on energy demand (both in terms of volumes and the occurrence of "peaks") in winter and summer (e.g., for cooling).	
Adverse natural events related to climate change with damage to company assets and people	Damage to existing company assets and/or people due to natural events related to climate change (both chronic and acute), including hazards resulting from changes in temperature regimes, wind, precipitation.	Potential production impacts or damage to assets caused by the use in design and/or construction of design criteria that are not aligned with climate scenarios related to chronic and acute events in worst-case scenarios	
		Health and safety risks related to rising temperatures and, in some cases, the need for remediation/prevention measures.	
	Transition risks related to climate change.	Transition risks related to climate change, e.g., related to changing consumer behaviour (e.g., energy communities) or the demand for goods/services offered (e.g., for electrification) in connection with the energy transition, with consequences for the effectiveness of the Group's business model.	Investment in research, development and innovation to anticipate market dynamics, the development of green and innovative technologies (O) Diversification of product and service offerings to meet emerging market needs related to energy transition (O) Creation of strategic partnerships focusing on sustainable solutions and green technologies (O) Diversification of investments to reduce exposure to financial risks related to the energy transition (M)
Development of new "game changer" technologies and patents by the target market, with impact on the Group's market share/performance.			
Transition risks related to supporting customers on the decarbonisation pathway		Effectiveness of decarbonisation technologies and their cost-effectiveness in supporting customers' decarbonisation process	
Service quality and focus on customers			

RISK	RISK DESCRIPTION	IMPACTS	MITIGATION ACTIONS (M) AREAS OF OPPORTUNITY (O)
Relationship with institutional and local stakeholders	Changes in the regulatory environment with regard to ESG issues and/or misalignment with institutional and local stakeholder strategies	Significant restrictions in the operation of company facilities due to changes in the legal-regulatory environment.	Implementation of communication and awareness-raising strategies involving local communities to promote an understanding of the impacts and benefits of the company's activities (M) Promotion of an ongoing dialogue with system stakeholders to ensure convergence between the company's evolutionary lines and the national energy plan (O)
		Misalignment with respect to the strategies of institutional and territorial stakeholders with consequent problems regarding new developments (e.g., licensing).	
		Acceptability issues at the level of local communities, with reference to business activities and infrastructural activities in local areas.	
Sustainability of energy costs	Effects of the energy transition on the macroeconomic environment and price variability with impacts on providers and customers	Critical issues in the sustainability of energy expenditure for some customers (unstable macroeconomic context, strong variability of commodity prices, ...) with possible impacts on demand, delinquency levels and indirectly on the perception of energy operators' role.	Deferring payments and offering instalments, strengthening customer care activities, particularly for residential customers (M) Activities to promote dialogue and shared solutions with consumer associations (M)
		Timely climatic events that generate abnormal variations in electricity and gas prices, as well as their daily/hourly volatility, with significant impacts on the system.	Project development to support and aid vulnerable end-consumer groups (e.g., Energy Banks and Solidarity Energy Communities) (M)
Supply chain	Delays or extra costs in the supply/provision of goods or services related to the energy transition, due to high market instability and/or limited supplier capacity	Limited capacity of suppliers of goods and services essential for the energy transition (e.g., rare earth).	Diversification of supplies and suppliers to mitigate dependence (M) Implementation of ESG issues in procedures and in the qualification, assessment and integrity check of suppliers (M)
		High instability in the markets which generates delays or extra costs in the supply / provision of a service related to the energy transition, also due to the difficulty of the system to manage / respond to such events.	Training and awareness-raising activities of suppliers on ESG issues (M) Business continuity practices in supply chain management (e.g., business partners and suppliers) (M) Proximity and flexibility in business relations (M)
Cybersecurity	Discontinuity of IT infrastructure (e.g., due to cyber attack or extreme natural events), with significant impacts on the operation of company assets and/or loss of stakeholder data, with consequent reputational impacts	Extreme natural events related to climate change that generate discontinuities in the IT infrastructure, with significant limitations in operations and/or data loss.	Adaptation measures to increase infrastructure resilience (M) Strengthening defence measures (M)
		Cybercrime risk and hacker attacks that may lead to the unavailability of IT systems and the loss of sensitive data (e.g., customer data) or the business continuity of infrastructures considered strategic at national level.	Training and awareness-raising activities, including periodic cyberattack simulation tests to assess network vulnerability (M)
Employability Plurality and inclusion	Difficulties in attracting, training and retaining skills or resources, also related to the perceived role of energy operators	Partial/no coverage of critical roles to ensure business operations due to the mismatch between demand and supply of skills related to the energy transition professions.	Remote working agreements for the promotion of agile working (M)
		Incomplete satisfaction with work-life balance solutions and the new requirements introduced by the "new normal."	Training (upskilling/reskilling) mainly on topics linked to the energy transition and the digital sphere (M)
		Limited willingness of the educational/professional system to train employees in skills related to the energy transition and digitalisation and/or difficulties in enhancing certain resources/skills as a result of business model revisions (upskilling and reskilling).	Talent management pathways (M) Development of corporate welfare programmes (M) Brand identity development (O)

RISK	RISK DESCRIPTION	IMPACTS	MITIGATION ACTIONS (M) AREAS OF OPPORTUNITY (O)
Workplace health and safety	Injuries involving personnel, visitors and third parties and/or any safety failures by the company	Possible serious or very serious injuries involving personnel working at premises and at the operational sites as well as visitors and third parties and/or possible company non-compliance with safety requirements, with potential operational and image repercussions for the Group.	Supervision of training activities on the subject, both for personnel within the group and for personnel of contractors or subcontractors (M) Established and continuously updated HSE management systems and protocols (M)
		Possible serious or very serious injuries involving its own and/or contractors' or subcontractors' personnel working at managed sites and customer installations, with potential operational, image and economic-financial impacts for the Group.	
Natural capital and landscape	Environmental impact of the activity (e.g., emissions, biodiversity reduction) or incidents in the supply chain, resulting in damage to people and things, reputational damage and/or sanctions	Introduction of regulations concerning permitted emission limits, with potential impacts on company business lines.	Biodiversity monitoring and promotion of "active" projects at sites linked to electricity production assets (M)
		Risk related to waste recovery/disposal activities.	Stakeholder engagement and biodiversity protection activities near electricity generation assets and Edison Next (M)
		Risk linked to the protection and maintenance of biodiversity, particularly with plants located in protected or high-risk areas.	Mapping and evaluation of the DNSH (Do No Significant Harm) criteria set forth in the EU Taxonomy Regulation (M)
		Potential environmental impacts on company sites, infrastructures in local areas and the reference logistics chains.	Landscape and cultural promotion initiatives in relevant contexts (M)
Business ethics and human rights	Critical issues from an ethical and public opinion point of view for the Group, a supplier or sub-supplier (incidents of corruption, contribution irregularities, violation of human rights, environmental impact, ...)	Potential reputational damage for the Group or risk of inhibition of access to tenders/public tenders/relations with the PA.	231 Model, Anti-Corruption Guidelines and Whistleblowing (M) Careful and transparent communication strategies (M)
		Reputational damage/penalties for major disruptions in the supply of energy services/facilities for sensitive customers	Monitoring to ensure compliance with regulations such as the EU Taxonomy, CSRD, Corporate Sustainability Due Diligence Directive, Empowering Consumers Directive, GDPR, EMIR, REMIT, and any other relevant regulations (M)
		Compliance with regulations (e.g., GDPR, EMIR, REMIT) and/or company rules, procedures or provisions	Regular review of regulations, training and updating of company policies and procedures to ensure ongoing compliance (M)
Innovation and digitalisation	Adaptation/implementation towards new "disruptive" technological frontiers	Adaptation/implementation towards new "disruptive" technological frontiers (e.g., use of artificial intelligence)	Implementation of training and development programmes for company personnel to acquire skills necessary for the experimentation and adoption of new technological solutions (Senior Management Courses on innovation culture) (O) Experiments in the application of new technologies: generative AI, satellite data, computer vision, augmented reality, robotic solutions. Updating solutions based on data science algorithms (O)

RISK	RISK DESCRIPTION	IMPACTS	MITIGATION ACTIONS (M) AREAS OF OPPORTUNITY (O)
Sustainability in governance	Difficulties in achieving/succeeding in strategies, profiles and objectives in the field of sustainability	Failure/partial achievement of sustainability targets approved by the BoD (December 2021).	Safeguards to ensure the accuracy of information provided for reporting obligations (M)
		Failure/partial implementation of sustainability profiles/targets included in the Strategic Plan (e.g., low-carbon and renewable energy).	
		Not fully adequate processes and information flows for drafting the Group NFD, also due to shortcomings in management systems.	

Management and certification systems

Edison adopts integrated management systems that comply with international reference standards in order to maintain oversight over their application to ensure a systemic approach, continuous performance improvement, risk reduction and compliance with the standards required to perform specific activities. Particular emphasis is placed on environmental, safety and energy aspects, constantly monitoring and reporting on the main indicators that enable the performance of the management systems applied to be assessed and their review in accordance with the relevant international standards. These results are shared with the Company's personnel and with the other stakeholders through specific communications.

The voluntary application of Integrated Environment and Safety Management Systems makes it possible to protect the environment, reduce consumed resources, have healthy and safe workplaces, and prevent injury or illness to workers, going beyond the mere application of binding legislation.

The reference documentation relating to the management of environmental, health and safety, quality and energy aspects at Edison is shared through publication on the corporate Intranet, in the Environment and Safety area, or in the company's data storage network. This mode of communication ensures that documents can be immediately retrieved, controlled and identified.

The system is based mainly on the following levels of documentation:

- the Policy for Health and Safety, Environment, Quality and Sustainable Energy acts as the central reference document for all participants in corporate life and for all those who have relations with the Edison Group;
- the General Rules define common corporate guidelines in the fields of health and safety, environment, quality and energy;
- the Procedures (PRO PASQ) of the company management system, develop in detail, where necessary, the criteria laid out in the relevant sections of the General Rules. For each activity, they define the responsibilities and the relative implementation methods:
 - the specific technical standards issued by the central HSEQ function for the topics covered, constitute the interpretative reference for the application of health and safety, environmental, quality and energy laws and regulations;

- the specific procedures of the individual company management systems and individual Divisions, Business Units, Departments and Companies.

During the year, 254 inspections were carried out in Italy by entities such as Provinces, Local Health Units and Regional Environmental Protection Agencies (ARPAs) to check environmental, health and safety compliance. With regard to the certifications adopted by the Edison Group, the following table shows the Performance more details:

AREA	CERTIFICATION	COMPANY
Waste Management	UNI EN ISO 14001	Edison Group
	UNI EN ISO 14064	Edison Next Government
	EMAS	Edison SpA - hydro and thermoelectric management, Edison Stocaggio Cellino
Sustainability	ENVISION	Edison Rinnovabili
	EcoVadis	Edison Group
Health and safety	UNI ISO 45001	Edison Group
Major accidents	UNI 10617	Edison Stocaggio
Quality	UNI EN ISO 9001	EdisonSpA, Edison Energia, Edison Next, Edison Next Government, Edison Next Environment, Edison Next district heating
Energy	UNI CEI EN ISO 50001	Edison SpA - thermoelectric management, Edison Next, Edison Next Government, Edison Next district heating
Energy services	ESCO (UNI CEI 11352)	Only applicable to Edison Next
Social Responsibility	SA8000	Edison Next Government
Chlorinated gases	F GAS	Edison Next Government
Data Security	ISO 27001	Edison Next Government
Business Continuity	ISO 22301	Edison Next Government
	ISO 30415	Edison Next Government
Gender Equality and D&I	UNI PDR 125/2022	Edison Spa, Edison Energia and Edison Next Government
Anti-corruption	ISO 37001	Edison Next Government
Laboratory accreditation	Accredia-European Regulation 765/2008	Only applicable to Edison Next Environmental
	UNI CEI EN ISO/IEC 17025 labs	
Participation in public tenders	SOA Qualification	Edison Next Government, Edison Next Environment, Edison Next District Heating

The company aims not only to keep its operations compliant with regulations and certifications, but also strives to constantly improve its practices. In the course of 2023, this conduct led to the achievement of recognitions such as: Top Employers 2023 in the field of human resources management, and Top Contact Centre 2023/2024 for excellence in Customer Care services.

Long-term Sustainability Goals

Multi-year sustainability goals are identified consistent with the reference SDGs, material topics and with the strategic planning process and define sustainable development targets for each business area in the medium to long term. Defined in 2021, they were updated in early 2024 in line with the 2030 development strategy and the 2040 ambitions – shared by the Board of Directors and communicated to the market last October – with the aim of building a sustainable energy future and **leading the energy transition for customers, suppliers, communities and local areas** by contributing to the **protection of the planet** and improving **people's quality of life**.

In particular, the multi-year sustainability targets to 2030 are framed within Edison's broader ambition to 2040 to maintain a robust growth rate by consolidating its role as a leading operator in the energy transition and continuing to bring innovation to the country. In particular, with respect to the three strategic axes:

- **sustainable electricity generation and flexibility:** 90% decarbonised energy production through the use of renewables and new technologies;
- **security of supplies and decarbonised gas:** contributed to the security of supply for the country (maintaining 20% market share of Italian gas demand), accompanying the entry of renewables into the system and contributing to the decarbonisation of heavy and maritime transport; progressive transformation of the gas portfolio with an increasing share of decarbonised gas up to 15%;
- **customers and services:** accompanying customers and local areas in electrification, decarbonisation and market leadership in the provision of energy commodities and services.

The following pages contain a table of long-term sustainability goals. In particular with regard to **reporting 2023 results, the following should be noted**.

On the **transversal topics of business activity, prerequisites and enabling factors**, the commitment to dialogue with stakeholders is confirmed through the meetings of the CEO with the renewed Stakeholder Advisory Board (SAB cycle 2023-2025).

The 2023 **climate action** indicators show a decreasing carbon factor, reflecting a recovery in hydroelectric production and lower thermoelectric production in 2022, and consequently an increase in the share of renewable production in total annual electricity production. The growth of renewable installed capacity is proceeding thanks to new photovoltaic and mini-hydro power; capacity increases are also being recorded for green gas production, thanks to new plants under construction and others that have been commissioned following upgrades from biogas to biomethane.

On the **human capital and inclusion** front, performance on accident indices is positive; the participation of colleagues in sustainable culture activities continues to grow. Also on the topic of gender, the indicators are leaning in the positive direction with regard to balancing applications in the evaluation processes for career promotions (known as the gender pipeline).

Regarding the axis **value for customers, local areas and sustainable economic development**, the indicators are positive. With regard to residential cus-

tomers, the new green and compensated offers for electricity and gas were fully implemented and the installer target was reached, as agents of economic development in the area and proximity to families and small businesses with low-carbon solutions. PPPs continue, i.e. public-private partnerships, with the public administration were initiated, and low-carbon self-production by industrial customers was also consolidated. With regard to the objective on heavy and maritime transport mobility, the indicators are in line with the targets for minimising local environmental impact; the involvement of communities with shared value creation projects continues.

On the **natural capital and landscape** front, the achievement of the biodiversity target and the simultaneous start of new biodiversity and landscape projects to be completed in 2024/2025 should be noted.

In addition to the targets set in 2021, the **following changes were made:**

- **targets extended in time and/or quantitatively improved in terms of ambition** (improved): i) in the area of stakeholder engagement, SAB extended to the 2023-2025 cycle; ii) GHG emission intensity by 2030 from 230 gCO₂/kWh to a new target of 190 gCO₂/kWh; iii) in customer proximity: target of technician-installers for the residential market increased to 3,000; number of public-private partnerships for proximity to PA increased to 30 by 2030; target for low-carbon self-production industrial customers raised to 500 MW by 2030; iv) cumulative number of biodiversity projects extended to six by 2026;
- **targets added for alignment with the Development Strategy to 2030 and ambitions to 2040 and for consistency with the material topics** (new): i) with reference to sustainability in investments, a company-wide target of 2023-2030 investments aligned with the SDGs, replacing the previous target on sustainable new business; ii) for human capital and inclusion: a target of 30% women in managerial positions by 2030 and new hires of young people with high education levels and in the local areas; iii) with reference to customer orientation, a new target of 2,000 buildings in collective self-consumption or CERs, replacing the previous achieved target of residential customers with low-carbon solutions; iv) for sustainability of energy expenditure, target of combating energy poverty with initiatives for consumers and communities; v) serving the local area, new target of 2 million public lighting points; vi) for sustainable procurement, new targets in terms of suppliers with completed ESG profile and qualified for the Sustainable Procurement Academy; vii) introduction of monitoring and action plan on water in the area of natural capital.

TABLE OF LONG-TERM SUSTAINABILITY GOALS*

SDGs	MATERIAL MACRO TOPICS	AXES	OBJECTIVES	IN LINE WITH KPIS AND STRATEGIC OBJECTIVES	UNIT OF MEASUREMENT	FIGURE 2022	FIGURE 2023	MILESTONE	TARGET TO 2025-2030
	Stakeholder dialogue and engagement	Transversal to business: prerequisites and enabling factors	IMPROVED** CEO meetings with Stakeholder Advisory Board (SAB)		No. Annual meetings	3	2	-	3 per year until 2025
	Sustainability in Investment and Finance		NEW** Cumulative Capex Alignment 2023-2030 to SDGs		%	89%	85%	-	85% at 2030
	Renewables, low-carbon and decarbonisation customers	Climate Action	RES installed capacity		GW	2.081	2.2	-	5 GW by 2030
	Climate Change		% RES out of total production		%	18%	25%	-	40% at 2030
			IMPROVED** GHG emission intensity		gCO ₂ /kWh	293	284	-	190 at 2030
			Biomethane/biogas plants		Number	5 2 under conversion 2 waiting authorisation 1 under construction	5 2 operating 2 waiting authorisation 1 under construction	-	10 at 2030
	Workplace health and safety for workers and suppliers	Human capital and inclusion	3-year average FI index (injury frequency employees + companies)		Group and external workers	1.9 (2020-2022 average); 1.9 (2022); building sites: 0.3	1.8 (average 2021-2023) 1.7 (2023)	-	< 2
	Well-being, development and inclusion		Balanced Human Capital Development Pipeline		Balanced D/U ratio	1.06	1.34	-	> 1
			Women executives out of total executives		%	22%	23%	-	30%
			Share of new hires in Italy (excluding head offices Milan, Rivoli, Rome)		%		53% (average 2022-2023)	-	> 55% by 2030
			Share of young graduates and highly educated young people in new hires from the Italian labour market		%		33% (average 2022-2023)	-	> 45% by 2030
			Sustainable corporate culture (initiatives)		% employees involved	24%	39%	70% at 2025	100% at 2030
	Service quality and focus on customers	Value for customers, local areas and sustainable economic development	New green and offset residential offers		Offers in acquisition	100%	100%	-	100%
	Value creation for the local area and communities		IMPROVED** New technicians-installers (as a vehicle for proximity, green solutions and local economic development)		Number	2.381 (+34% vs 2021)	2,339	+15% at 2023	3,000 at 2030
			NEW** Residential buildings in collective self-consumption and/or CERs		Number	26	62 (approx. 3MW of PV) 1 solidarity CER	-	2,000 at 2030
			NEW** Tackling energy poverty: number of initiatives for consumers and communities		Number		2	-	15 at 2025
	Responsible management of the supply chain		IMPROVED** Proximity to PA		PPP number	7	10	-	30 at 2030
			IMPROVED Low-carbon self-production industrial customers		MW	140 (+53 in 2022)	180	-	500 MW by 2030
	Infrastructure reliability and vulnerability to cybercrime		NEW** Public lighting		Number of lighting points (million)	1.2 million	1.3 million	-	2 million by 2030
			Heavy duty transport and maritime mobility		NOx SOx reduction vs traditional engines	NA	< 60% NOx < 90% SOx	-	< 60% NOx < 90% SOx
			Local community involvement (projects for local areas)		% Poli grid scale	60%	72%***	70% at 2025	100% at 2030
			NEW** Qualified suppliers with completed ESG questionnaire		%		44%	-	> 95% by 2025
			NEW** Suppliers with access to Sustainable Procurement Academy		%		n.a.	-	> 95% by 2026
			Natural resources, ecosystems and biodiversity	Natural capital and landscape	IMPROVED** Biodiversity projects related to specific impact indicators (e.g., Nature based)		Number of projects	3	3
Landscape		Landscape enhancement projects			Number of projects	1	1	-	3 at 2025
		NEW** Water: monitoring and valorisation action plan water use best practices			l/kWh		0.3	-	KPI monitoring and action plan

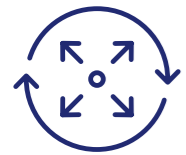
* Any differences in vocabulary have been introduced for better adherence to terminologies consistent with recognised standards

** IMPROVED = temporally extended and/or quantitatively improved in terms of ambition // NEW = included for alignment with the development strategy to 2030 and ambitions to 2040 and for consistency with material topics

*** The objective has been improved by basing the calculation on GRI 413-1

Axes of the Sustainability Policy

Transversal topics: prerequisites and enabling factors	38
Prerequisites	40
Enabling Factors	40
Climate Action	58
Renewable sources, low-carbon energy and Customer support in decarbonisation	60
Climate Change	67
Human capital and inclusion	70
Workplace health and safety for workers and suppliers	73
Well-being, development and inclusion	76
Value for customers, local areas and sustainable economic development	86
Service quality and focus on customers	88
Value creation for the local area and communities	103
Responsible management of the supply chain	109
Infrastructure reliability and vulnerability to cybercrime	112
Natural capital and landscape	116
Natural resources, ecosystems and biodiversity	118
Circular Economy and Resource Management	127
Landscape	129



Transversal topics: prerequisites and enabling factors

REFERENCE GRIS AND SDGs

GRI

Global Reporting Initiative indicators covered by the information in this section.



SDGs



REFERENCE MATERIAL TOPICS

TRANSVERSAL TOPICS	IMPACT	SHARE CLASS
Business ethics	S Dissemination of business ethics	+ Actual
	E Inaccurate communication to the system	- Potential
	E Socio-economic impacts with possible reputational implications	- Potential
Sustainability in Investment and Finance	E Investment in environmentally sustainable activities	+ Actual
Innovation and digitalisation	E Development of innovative technologies	+ Actual
Sustainability in governance	S Dissemination of business ethics	+ Actual
Protection of human rights	S Protection of human rights	+ Actual
Stakeholder dialogue and engagement	S Acceptability of energy infrastructure	+ Actual

Legend Impact on **A** Environment **S** Society **E** Economy; + Positive Impact/ - Negative Impact

LONG-TERM GOALS

OBJECTIVES	UNIT OF MEASUREMENT	2023	TARGET TO 2025-2030
CEO meetings with Stakeholder Advisory Board (SAB)	No. Annual meetings	2	3 per year until 2025
Cumulative Capex Alignment 2023-2030 to SDGs	%	85%	85% at 2030

EDISON'S IMPACT

MAIN KPIS

YEAR	%	NUMBER	%	%	NUMBER	NUMBER
2023	69%	5 2	100% CRSC (5 out of 5 + 1 climate induction) 50% BoD (4 out of 8)	85.3%	285	40+
2022						
2021						

* % of active company population - cumulated over the years; ** CRSC= Control, Risk and Sustainability Committee

MAIN EVIDENCE 2023

Training of colleagues on business ethics issues continues to progress; new impact policies in the area of sustainability accompanied by training (on Diversity and Inclusion policies and protection of human rights).

Presence of sustainability issues in the agendas of BoD and CRSC including a climate induction.

The commitment to dialogue with stakeholders is confirmed, with meetings between the CEO and the renewed Stakeholder Advisory Board (SAB).

Sustainability in investments is monitored with an indicator of good coverage of the Business Plan to 2030 with the SDGs, and a progressive introduction of sustainability KPIs in performance reviews and investment assessments is underway; obtaining the ESG Sustainability Rating.

There is a good number of innovation and R&D projects related to technologies relevant to the energy transition.

MAIN PROJECTS 2023

STAKEHOLDER ADVISORY BOARD (SAB) 2023-2025

This is the second edition of the SAB, for the 2023-2025 cycle: 16 critical friends with a direct connection to Edison's value ecosystem, who focus on the energy trilemma and consequent adoptable guidelines, with an active role in supporting Sustainability Governance by reporting outcomes to the Board of Directors.

ESG RATING

Commitment to improve its sustainability profile also through third-party assessment: Edison was assessed by the rating agency Sustainabilitytics on the effectiveness with which it manages its environmental, social and governance risks and was found to be in the medium risk range, scoring 24.9.

DIGITAL TRANSFORMATION ENGINEERING

Simplification and optimisation of engineering processes and systems, through innovation and digital levers, to support the challenges of the Strategic Business Plan. The ONE platform enables end-to-end project management by enhancing connections between colleagues, accessibility and sharing of data and information.

Edison's sustainable action is based on the core principles that underlie all activities and business choices. These aspects cut across individual business lines and are either pre-requisites without which activities could not be evaluated and carried out, or enablers of the company's own sustainable strategy without which the company's long-term goals could not be achieved.

Transversal topics: prerequisites and enabling factors

Prerequisites

Business ethics is fundamental: the company considers compliance with the regulatory framework and ethical and moral standards as identified in its Code of Ethics to be essential and systematically invests in a culture of integrity, including through the continuous training of management, employees and suppliers. The company ensures respect for **human rights** connected to the personal sphere, labour – by not allowing any form of discrimination – and environmental protection linked to its activities, in compliance with the International Labour Organisation (ILO) Declaration on Fundamental Principles and Rights at Work. It is also committed to ensuring **sustainability** in governance, integrating ESG issues and sustainability commitments within its governance structure, as well as in its medium- to long-term strategic objectives. Sustainability in investments and finance is also fundamental, committing to a development plan inspired by sustainable growth and supporting the country's energy transition, while simultaneously strengthening the Group's focus on a sound economic-financial profile, a risk management system aligned with best practices, and environmentally and socially sustainable investments that generate value for stakeholders.

Enabling factors

Innovation and digitalisation, also through research and development activities of technologies and solutions serving the energy transition, are factors enabling the development of business activities, as well as the optimisation of the management of its infrastructure and the increasing sustainability of the solutions offered to customers. The company also promotes **stakeholder dialogue and engagement** in order to understand their interests and respond to their expectations, create lasting relationships and pursue concrete, shared and measurable sustainable development goals.

Business ethics

Edison's culture of integrity is based on the direct commitment of the company's Top Management; the latter can rely on an articulated system of tools and policies guided by the "zero tolerance" principle in terms of fraud and corruption and on the figure of the Ethics & Compliance Officer with the responsibility of promoting guidelines and directions on business ethics and compliance issues within the company, including the fight against fraud and corruption. The main pillars of the Ethics & Compliance Programme are:

Code of Ethics

Built around three values – Respect, Integrity and Responsibility – lays out the principles, rules and basic standards of conduct for the fair and transparent running of company activities, characterising Edison's way of doing business. The ten principles of the Global Compact are also referred to in the Code of Ethics, in relation to human rights, work standards, protection of the environment and anti-corruption.

231 Organisation, Management and Control Model

Consisting of a comprehensive set of principles, rules and instructions, it is a model of the management and control of company processes sensitive to criminal liability. The 231 Oversight Board, appointed by the Board of Directors and to which it reports on a half-yearly basis on the activities carried out, ensures the updating and correct functioning of the 231 Model.

Anti-corruption guidelines

Constitute a summary of the control principles and the rules of conduct set forth in the Code of Ethics and the 231 Model with a specific focus on the main business processes at risk of active and passive corruption. Furthermore, they illustrate the principles, obligations and prohibitions with which business conduct must align in the areas of activity identified as most sensitive.

Integrity Check Guidelines

An operational instrument to assess the reputational and ethical reliability of the third parties with which Edison has business dealings. Integrity checks on third parties are conducted both preventively, i.e., prior to the signing of any contractual commitments, and periodically, i.e., at the monitoring stage, to verify the maintenance of integrity requirements in the course of business relationships.

Anti-fraud Policy

Operationally outlines the key steps of the fraud-risk management programme.

Whistleblowing Policy

It governs the procedures for sending, receiving, managing and processing reports of irregularities received through internal channels (written form through ordinary mail or IT platform or orally through a direct meeting with the reporter) or external channels (National Anti-Corruption Agency – ANAC – platform and public disclosure).

Training courses

Dedicated to the promotion, knowledge and dissemination of the company prevention and control system in the Ethics & Compliance domain, also through dedicated e-learning content and platforms.

The Code of Ethics and Model 231 are subject to periodic revisions and updates; in particular the updates in 2023 included adaptations to the new legislation on Whistleblowing and the introduction of additional offences in the 231 catalogue. In this regard, please refer to what is illustrated in the Corporate Governance Report in the chapter Elements characterising the internal control system.

During 2023, 1,879 colleagues received training (at least one course) on these topics. In addition to e-learning courses, seven in-person training sessions on anti-corruption and the 231 Model were carried out during 2023, involving some 250 colleagues in the Power Asset and Energy & Environmental Services Market Divisions.

In addition, since 2016, Edison has collaborated with Transparency International Italia (national chapter of Transparency International, the world's leading non-governmental organisation for preventing and combating corruption) and in particular it actively participates in activities promoted by the Business Integrity Forum to disseminate the themes of legality, integrity and transparency as instruments and tools for promoting a good reputation and confidence in relations with stakeholders.

In support of the Board of Directors, the Control, Risk and Sustainability Committee, the Oversight Board and Management, internal auditing activities are carried out which may concern all company areas and which also regard environmental aspects, worker health and safety and themes connected with the 231 Model. Together with the Whistleblowing System, they are the main tool for monitoring and control.

In 2023, like in 2022, no episodes of corruption were confirmed.

Protection of human rights

Edison considers respect for human rights to be a prerequisite for all its activities and prohibits any violation of these rights.

The company supports the international commitments of the United Nations set forth in the "Universal declaration of human rights" and undertakes to apply the principles sanctioned by the fundamental conventions of the International Labour Organisation ILO. Moreover, by signing the UN Global Compact, Edison reaffirms its commitment to upholding and promoting these principles within its sphere of influence, including in its contractual relationships with suppliers, based on integrity and mutual respect, supporting them as much as possible with experience and expertise in the areas of labour, safety, social and environmental issues.

The defence and protection of human rights is transversally related to the management of company activities and people; in terms of relevance to its value chain, Edison recognises the rights **related to the personal sphere** - including the dignity, freedom and equality of human beings -, **labour, the fight against cor-**

ruption, and the protection of the environment and natural resources as the main human rights connected to its activities.

Edison promotes respect for human rights **in all its business relations**, vis-a-vis its employees, partners, suppliers, contractors and subcontractors and in **all contexts** in which it carries out its mission to lead the sustainable energy transition.

Edison has made its commitment to the protection of human rights explicit in its Code of Ethics and Sustainability Policy.

In the trade union agreement on the "Representation System" (with particular reference to the energy sector, an agreement between the company and the workers' representatives: national, territorial and company trade unions), Edison again reaffirms its commitment to respect human rights, integrity, the development of its human capital and support for the communities and areas near its plants.

Furthermore, in 2023 Edison strengthened its commitment to human rights through the revision of its **Human Rights Protection Policy**, in which the protection and preservation of human rights are tied to two main areas: rights linked to labour practices and rights linked to the communities and areas in which Edison operates. In particular, the theme addresses the following aspects: health and safety at work, working conditions, rejection of child, forced or compulsory labour, guarantee of freedom of association and respect for collective bargaining principles, combating harassment and violence, respect for diversity and combating discrimination, human capital development, ethics in business conduct and combating corruption, environmental protection, respect for local areas and communities, data privacy and security. Edison undertakes to make the Human Rights Protection Policy known to its internal and external stakeholders through corporate channels and to prepare a training and awareness-raising plan.

In this context, the Policy was disseminated during an **internal** awareness-raising and training **workshop** involving some 50 professionals from the Divisions who are responsible for key human rights processes: Human Resources, Sustainability, Ethics&Compliance, Legal, Procurement. Specifically, the topic was addressed in its current and prospective implications with respect to corporate practices thanks to speakers from the ILO, Global Compact Network Italy, Oxfam, Altis Advisory, University of Milan and OIIDU - Italian Business and Human Rights Observatory.

Sustainability in governance

The governance structure of Edison, a company under Italian law with savings shares traded on the Euronext Milan market, is described in the Corporate Governance Report.

With specific regard to the Sustainability Governance, the company has implemented, also through the adoption of a specific procedure in 2022 (containing roles and a responsibility model both in structural terms and in terms of underlying macro-processes), a structure based on the synergy between the advisory and managerial levels, founded on the guiding role of the Board of Directors and on the focal role of the Control, Risk and Sustainability Committee, as well as on the interaction of the various bodies dedicated to the supervision and management of sustainable development issues.

Key sustainability issues are examined and instructed within a systematic timetable established at both Board and Management level through a number of processes, including: materiality analysis, sustainability reporting through the Non-Financial Disclosure, ERM processes and ESG risk integration, definition and execution of the Sustainability Plan, definition and monitoring of long-term goals, and implementation of the Sustainability Policy.

The **Board of Directors*** defines strategic guidelines, identifies medium/long-term goals and approves the Sustainability Plan of the company and the Group in line with the achievement of Sustainable Success, also with regard to ESG issues and the relative business model.

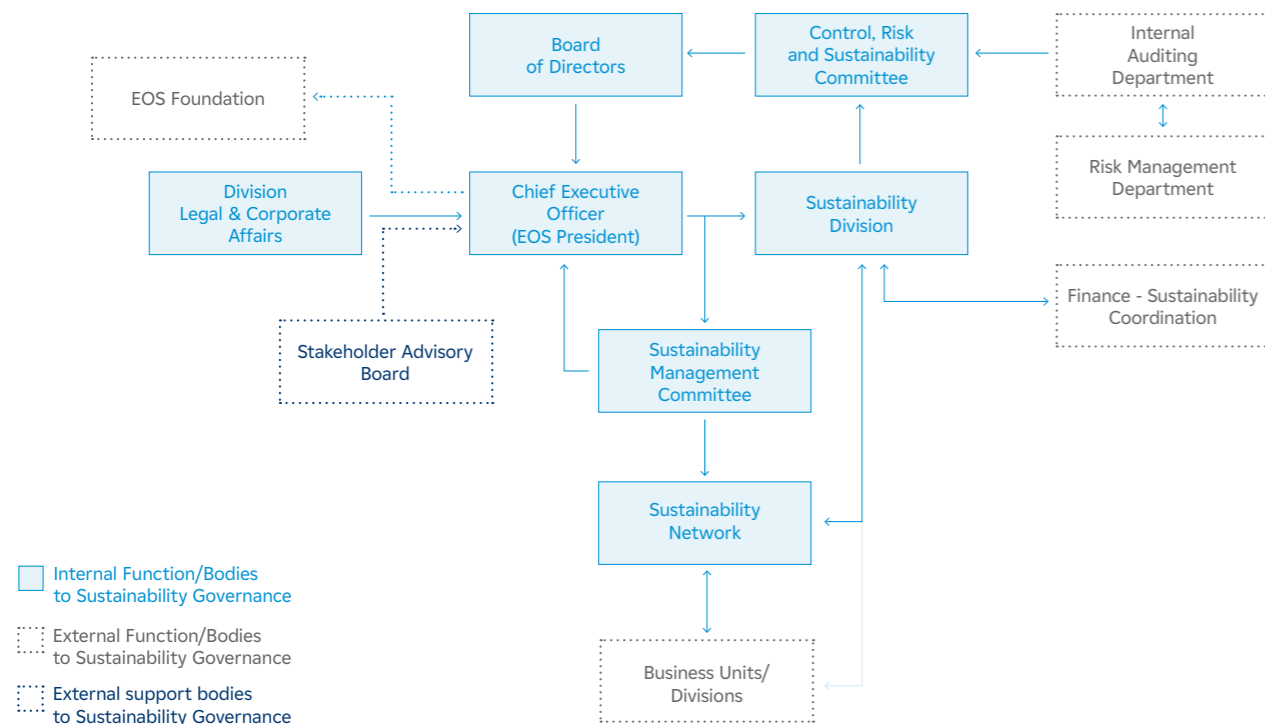
* For details on the composition of the Board of Directors and the Committees, as well as a description of their respective competences also in relation to ESG profiles, please refer to the Corporate Governance Report 2023.

The **Chief Executive Officer** has a number of specific powers in relation to sustainability, including proposing the sustainability strategy and targets and the Sustainability Plan to the Board of Directors and monitoring/controlling their implementation, overseeing ESG performance and the relative reporting and disclosure, promoting dialogue and engagement with the relevant stakeholders and adopting the Sustainability Policy.

The **Control, Risk and Sustainability Committee** plays an investigative and propositional role vis-à-vis the Board of Directors with regard to the Internal Control and Risk Management System, including ESG themes, and periodic financial and non-financial reporting. The Internal Audit, Risk Office and Finance-Sustainability Coordination Departments also contribute in this regard, with the latter having been established in 2023 to hierarchically report to the Chief Financial Officer and in functional connection with the Sustainability Division, with the aim of focusing, at an organisational and management level, the supervision of ESG issues within the Finance Division, in view of the growing importance of Finance activities in achieving Edison's ambitions in the ESG area.

The **Sustainability Division** aims to provide the Chief Executive Officer and the Board of Directors with the current and prospective context underlying decisions and develop sustainability at corporate level, also promoting internal inclusion, and coordinating the initiatives managed through dedicated teams from the corporate Divisions, both in ordinary business activities and in projects under development, in the various areas where the company operates. The goal is to accompany and accelerate the company's transformation with an integrated "sustainable growth" approach to environmental, social and governance (ESG) issues in business models and transversal processes, contributing to the construction of the sustainability vi-

SUSTAINABILITY GOVERNANCE STRUCTURE



CLIMATE THEME INDUCTION IN THE SRSC AND BSA

The relevance of environmental and climate sustainability profiles draws attention to the interests and risks that Internal Board Committees must consider, assess and integrate into strategies and governance. Given the evolution of standards and regulations aimed at companies, Edison has intensified training activities for members of the Control, Risk and Sustainability Committee (SRSC) and the Board of Statutory Auditors (BSA) to strengthen their skills and awareness.

The training activities have covered the scientific framework and evolution of climate management and disclosure standards and regulations, as well as an in-depth examination of related risks. Issues related to Edison were discussed, in particular the company's carbon footprint and the initiatives implemented to reduce its direct and indirect emissions. In addition, the approach the company has adopted in managing climate risks was illustrated, as well as the results of the Climate Change Resilience Plan, which Edison

conducts annually to assess both the chronic and acute physical risks on all of its main generation plants (see the dedicated box in the chapter [Climate Action](#)).

sion and its articulation into options to support management in driving the energy transition of customers, suppliers and communities.

The **Sustainability Management Committee** supports the Chief Executive Officer and performs investigative, propositional and implementation functions on ESG issues in coordination with the Sustainability Division. It consists of the members of the Executive Committee, who are joined by the Head of the Health Safety Environment & Quality Systems Function, the Head of the Procurement Department, the Director of the EOS - Edison Orizzonte Sociale Foundation, the Head of Environmental Remediation and the Head of the Corporate Affairs & Governance Department.

Directly supporting the Chief Executive Officer and coordinated by the Chief Sustainability Officer, the **Stakeholder Advisory Board (SAB)** consists of members from outside the company representing the various categories of relevant stakeholders. It has the aim of providing a third-party viewpoint on sustainability issues of strategic importance to the company and to contribute in an effective and tangible way to its path of leadership in the energy transition and as a responsible energy operator.

In the pursuit of the goal of making sustainability more widespread, the Sustainability Division makes use of the **Sustainability Network** consisting of focal points appointed by the different business areas.

The **EOS - Edison Orizzonte Sociale ETS Foundation** was established in 2021

and aims to support the company in its role as a leader of an inclusive and responsible energy transition and to strengthen its social commitment. This commitment is rooted in Edison's corporate culture, the skills and involvement of its people, and its desire to actively contribute to building new prospects for the future of girls and boys and developing the areas in which they live. The EOS Foundation contributes to the creation of social value in local areas, working with Third Sector associations and local institutions in order to weave an active network that generates a lasting impact (see box [Corporate Volunteering and Good Idea! Projects](#)).

Sustainability in Investment and Finance

In order to implement its strategy along the three axes of the business plan, the Group plans to invest 10 billion euros between 2023 and 2030, 85% of which will be in line with the UN Sustainable Development Goals (SDGs), so as to bring about a significant change in the industrial portfolio that will lead to zero or near-zero direct emission activities accounting for 70% of EBITDA compared to an average of 35% over the last three years. Of the planned investments, about half will focus on the development of renewable energy sources, about 1 billion on flexibility systems and about 2.5 billion on energy services for the decarbonisation of consumption; the remaining portion, amounting to 1-2 billion euros, will be allocated to gas activities and the growth of the customer portfolio.

Edison's sustainability profile was subject to a third-party assessment in 2023.

ESG RATINGS AND ASSESSMENTS

Edison believes in the value of transparency vis-a-vis its stakeholders and makes a strong commitment to report on all ESG aspects every year. As evidence of this commitment, it decided to have its sustainability profile assessed by the ESG rating agency Sustainalytics in 2023.

Sustainalytics, a Morningstar Group company, analysed how effectively Edison manages its environmental, social and governance risks. Edison scored 24.9, Medium Risk, on a scale from 0, low risk, to 40, high risk, placing 36th out of 105 companies evaluated in the Multi-utilities category.

In addition, Edison has for several years been subject to an assessment of its sustainability profile by Ecovadis, which this year awarded Edison the Gold medal (top 5% companies evaluated).

STAKEHOLDER ADVISORY BOARD (SAB) 2023-2025

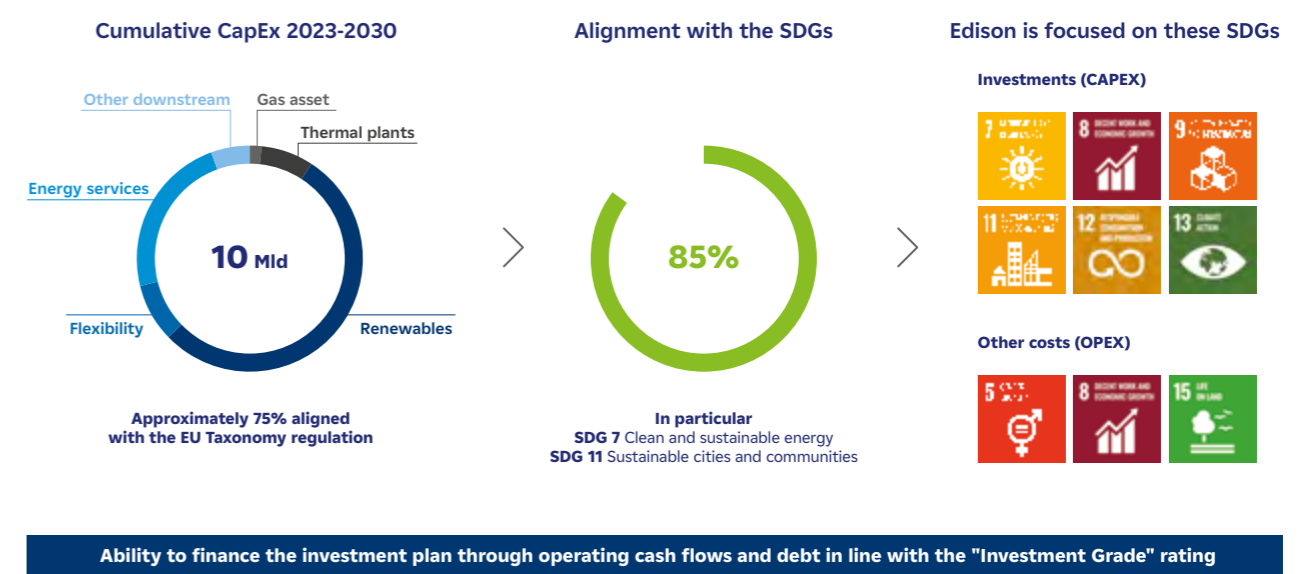
The second edition of the Stakeholder Advisory Board (SAB) started in 2023 for the 2023-2025 cycle. The design took into account the experience of the previous Stakeholder Advisory Board gained in the three-year period 2020-2022, focusing the composition of the new Board on stakeholders with a direct connection to Edison's value ecosystem, as well as including members of academia, think tanks and the younger generations. A more active role of the SAB has also been envisaged, supporting sustainability governance through annual reporting of the outcomes of the company-SAB dialogue to the Board of Directors.

Maintaining the spirit and special characteristics of the initiative while introducing a series of new features, the SAB 2023-2025 consists of 16 "critical friends" of high authority, identified by Edison in its system of relations and representative of the main categories of stakeholders in its value ecosystem: they include suppliers, customers, the financial community, technology partners, representatives of communities and territories, policy making experts, sustainable development organisations, representatives of the voice of consumers, universities, media operators, sector opinion leaders and the younger generations.

The SAB meets up to three times every year, including once in public. The SAB's recommendations are integrated into the decision-making processes by the Chief Executive Officer and Top Management, and a summary of the work is brought to the attention of the Control, Risk and Sustainability Committee and the Board of Directors at least once a year. The Board's work focuses on the "Energy Trilemma" and the consequent guidelines that an operator such as Edison can adopt in a context where environmental sustainability, economic sustainability and security of the energy system must be combined in a virtuous manner and with a strategy that is both sound and flexible.

The Board met twice in 2023, respectively to start work and to contribute to the materiality analysis process, expressing its assessment of the relevance of Edison's impacts, and to define the key challenges that the company will face in 2024 to contribute to the energy transition and which will be analysed and discussed in subsequent meetings.

TARGET TO 2030: INVESTMENTS OF 10 BILLION EUROS ALIGNED 85% WITH THE SDGs



EU Environmental Taxonomy

Edison has communicated the classification of its activities in accordance with EU Regulation 2020/8520 on EU Environmental Taxonomy since 2021, which established a classification system to define and identify a list of activities considered to be environmentally sustainable in order to ensure greater transparency and comparability of its activities and enable the achievement of decarbonisation targets at European level.

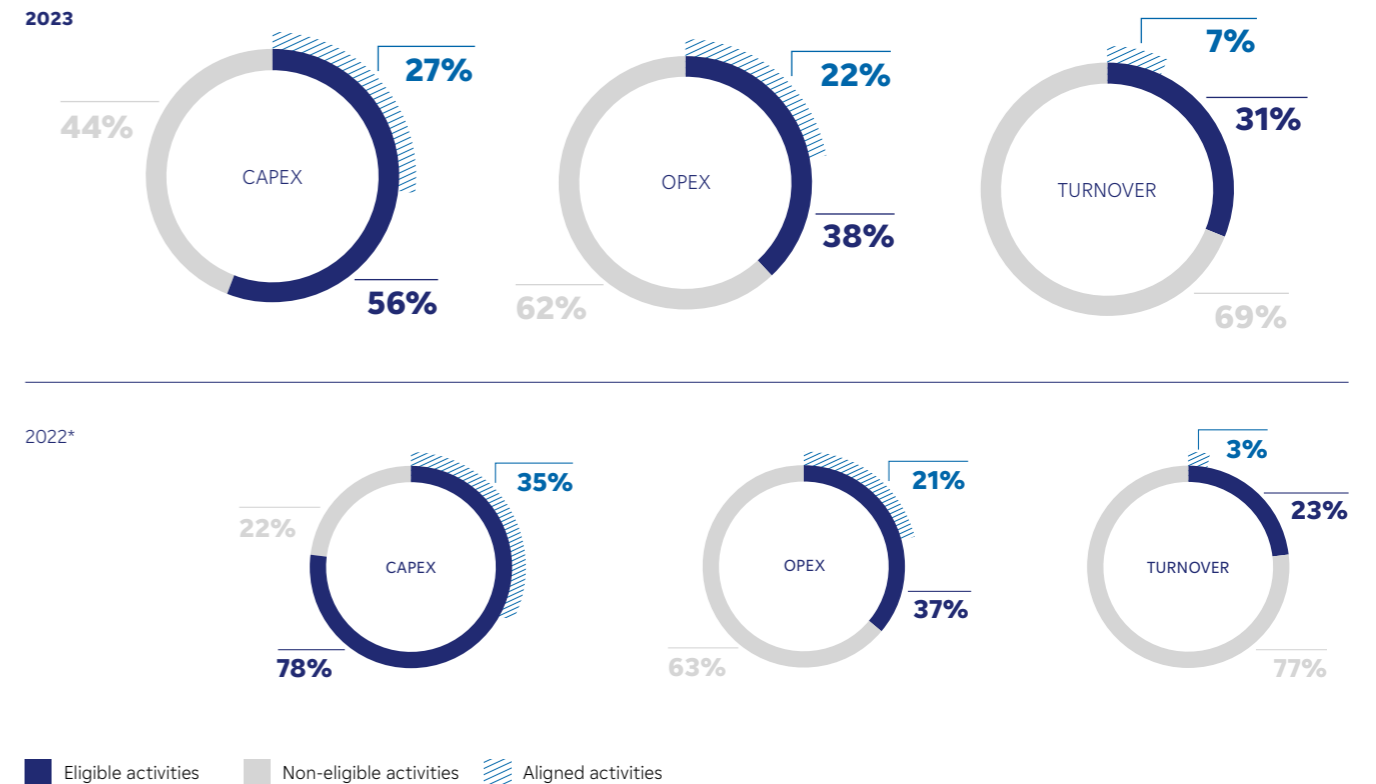
The assessment of eligible and aligned activities for the year 2023 was carried out on the basis of the criteria defined in the Delegated Acts on Climate Change and the Complementary Delegated Act on the inclusion of energy activities in the gas and nuclear sectors, which entered into force in July 2022. The 2023 reporting also included the new features of the Environmental Delegated Act, i.e., the integration of the remaining four objectives of the Taxonomy (sustainable use and protection of water resources, transition to a circular economy, prevention and reduction of pollution, and protection and restoration of biodiversity and ecosystems), and the new features of the Delegated Regulation introducing amendments to the Climate Delegated Act, for both of which compliance with the eligibility criteria is required.

The activities from 2023 that are aligned are primarily related to the production of electricity from renewable sources (wind, hydroelectric and photovoltaic) and energy efficiency and environmental services at residential, industrial and Public Administration customer sites. Eligible, non-aligned activities relate to gas-fired generation activities (thermoelectric plants and gas-fired cogeneration). Edison has always adopted an approach devoted to using the most efficient and innovative technologies (e.g., low environmental impact class H combined cycle generation plants, which entered production in 2023). It should also be noted that the EU Taxonomy does not cover commodity trading activities, even if related to the sale of electricity from renewable sources.

Details of the results, the methodology applied and aspects of the minimum safeguards are available in the section on Performance.

In the time horizon between 2024 and 2030, taxonomy-aligned assets will become an increasing portion of Edison's portfolio. They will be mainly related to production from renewable sources and energy efficiency and environmental services, including photovoltaics, ancillary services and electric mobility with industrial and residential customers, and production and sale of green gas (biomethane and hydrogen). Another activity to be added is related to electrical storage from hydroelectric pumping and electrochemical batteries, which will increase over the years. Lastly, it should be noted that nuclear technologies are recognised within the Taxonomy Regulation as transitional technologies useful for achieving the European Union's decarbonisation goals.

2023 ACTIVITY INDICATORS ELIGIBLE AND ALIGNED WITH THE EU TAXONOMY REGULATION



* The values for the financial year 2022, for the purpose of comparison with those of the financial year 2023, have been restated in accordance with IFRS 5. For further details, please refer to the chapter [EU Taxonomy Indicators](#).

Investments aligned with the UN 2030 Sustainable Development Goals

In order to highlight its commitment to sustainability, Edison calculates the percentage of investments that contribute to the achievement of the United Nations Sustainable Development Goals (SDGs), bearing witness to the consistency of its actions with the SDGs adopted. 85% of the investments made in 2023 are aligned with the SDGs, with substantial contributions from activities linked to renewable energy and low-carbon generation (high-efficiency gas-fired combined cycle plants), energy efficiency, the circular economy, responsible consumption and employee well-being.

Finance to Support the Transition

Edison financed its investments in energy transition in 2023 not only with its own means, but also through recourse to both the Green Framework Loan worth 300M euros, granted in 2020 by the European Investment Bank (EIB), and European and national public funds.

In 2023, Edison used an additional 18 million euros for the construction of photovoltaic plants, bringing the total utilisation of the Green Framework Loan to 138 million euros.

In addition, as part of its investment in green hydrogen, Edison has obtained the EIB's willingness to reserve part of this line for financing projects involving the use of hydrogen for heavy road transport. For this type of initiative, Edison has also received non-repayable grants awarded under the National Recovery and Resilience Plan (NRRP) and the European programme Connecting Europe Facility Transport (CEF-T).

Another guideline in the transition towards a circular economy sees Edison committed to developing and building plants for the production of biomethane, which has earned it the award of non-repayable grants under the NRRP.

This not only testifies to the credibility of the projects and the trust placed in Edison's industrial strategy, as one of the leading players in the national energy transition, but also broadens the extent and quality of the resources needed to implement the investments.

Approach to Taxation and Tax Risk Governance, Control and Management

As of 2018, Edison has adopted a Tax Control Framework (TCF) as a tool for the active detection, assessment, management and control of tax risk to support the current Internal Control and Risk Management System.

Edison's TCF is the set of principles, rules and corporate procedures implemented by the Organisational Units to identify and manage tax risks and is supplemented by:

- a Tax Policy in line with the contents of the Code of Ethics that provides guidelines for the tax strategy adopted by Edison to achieve efficient tax management and tax compliance. The document is based on four principles:
 - commitment to the dissemination and development over time of a corporate culture for the management and prevention of tax risk;
 - tax compliance, i.e., the conduct of the Group's activities in compliance with tax laws, regulations and provisions;
 - tax risk management through tools and procedures designed to facilitate the timely identification and active management of tax risks;
 - managing relations with Italian and foreign tax authorities based on cooperation and transparency in order to minimise any disputes.
- a General Standard that defines the specific guidelines addressed to those working in and for the Edison Group. Identifies roles and responsibilities with reference to the TCF and taxation management in general;
- a system of Risk & Control Matrices which, for each process identified as tax-relevant, describes the potential tax risks and control measures;



EDISON ADMITTED TO COOPERATIVE COMPLIANCE

The TCF and the elements supporting it received a positive assessment from the Revenue Agency within the framework of the preliminary investigation that led Edison Spa to be admitted to Cooperative Compliance with retroactive effect from tax year 2022. In line with best practices in tax risk

management, the accession is a constitutive element in establishing an enhanced relationship based on mutual communication, collaboration and transparency between taxpayer and tax administration and represents a crucial aspect of ethical and responsible business management.

The recognition also confirms the constant attention that Edison devotes to improving its processes and Internal Control and Risk Management System, in line with the Group's sustainability strategy, based on transparency and the desire to contribute to Italy's economic and social development.

- a system of Information Flows between the Group's Organisational Units and the Accounting & Tax Department of Edison.

Monitoring of the adequacy and effective application of the TCF takes place on a quarterly basis together with the Model pursuant to Law 262/2005. The audit results are submitted to the Control, Risk and Sustainability Committee and are subject to annual testing by the Internal Auditing Department. Edison's implementation of TCF is in line with international standards promoted by the Organisation for Economic Cooperation and Development (OECD).

The Edison Group operates mainly in Italy with the exception of the presence in Spain and Poland, limited to the energy services business lines of the EESM areas. The Group provides its French parent company, EDF Sa, with all information relating to taxation connected with other tax jurisdictions in compliance with the current provisions of the Country by Country Report (CBCR).

Innovation and digitalisation

Against the backdrop of a rapidly changing energy market, Edison adopts an integrated and systemic approach to innovation, which is expressed in the adoption of Open Innovation principles, in the exploration of emerging trends and innovative technologies, the evolution of the digital world and the definition of new business models. In this sense, the Company is strongly committed to the development of innovation serving new sustainable business lines with numerous initiatives.

Innovation represents a fundamental enabling factor for Edison to support the evolution of its business in the energy transition, enabling the identification of new technological solutions and opportunities also through collaboration with start-ups and cutting-edge SMEs. In this context, Edison works to intercept the main sector trends, in line with its strategic objectives, explore and assess technological and digital opportunities, staying open to defining possible collaborations with all players that are part of the innovation and research and development ecosystems.

The contribution of the Research Development & Tech. Innovation (RD&TI) is fundamental to Edison's approach to innovation, whose specific role is to provide a technological assessment of the solutions intercepted (sometimes even through experi-

mentation activities, as will be better described below), thus enabling a validation of these solutions in order to select the most promising ones.

To embark on its innovation journey, Edison adopts Open Innovation and Venture Capital principles, with the goal of defining an innovation portfolio balanced against strategic needs as well as the promotion of agile and effective collaborations and experimentation.

Large-scale value creation starts with the definition of strategic innovation domains, identified starting with the corporate strategy. In fact, innovation projects, technological exploration and the verification of available alternatives are framed within the identified technological domains.

At the same time, the appropriate definition of collaborations with start-ups, research centres and innovative companies makes it possible to generate a continuous exchange of knowledge, skills and know-how, also contributing to mitigating the risk of failure. The Edison Officine have been operating in Turin and Milan for over three years now, in collaboration with the Polytechnic Universities of the two cities, to offer spaces and resources suitable for the exploration of different business models and applications, as well as the experimental laboratory assessment of several technologies/solutions.

In 2023, the company's portfolio of innovation, digitalisation and research and development includes **over 40 projects** falling within three strategic segments as well as in transversal areas, embracing varying levels of maturity and thus implementation timing.

RENEWABLE GENERATION AND FLEXIBILITY SYSTEMS

Exploration and evaluation of new technologies for the growth of renewables and the development of flexibility:

- energy storage, including long-term storage: exploration of the main technological alternatives being developed on the market and installation of a organic Redox flow battery prototype at the Turin Officine;
- experimentation of new renewable generation technologies;
- new business models linked to existing technology and integration with digital trends, machine learning models and artificial intelligence to predict power generation plant production, monitor their performance and anticipate faults, in order to ensure the maximum availability.

CUSTOMERS AND SERVICES

Using technology to maintain competitiveness in B2B and B2C end markets, increase customer engagement/community and initiate sustainable mobility projects:

- e-mobility: V2X (Vehicle-to-everything) exploration with experimental activities at the Officine, in relation to integrating the electric vehicle with both the home environment (Vehicle to Home) and the grid (Vehicle to Grid) for the provision of specific services;
- new innovative services supporting B2B/B2G customers: technologies enabling lower CO₂ emissions and new solutions to reduce the carbon footprint for industrial customers; re-engineering of industry O&M processes to increase

- digitalisation and service quality offered;
- Smart Home, IoT and social robots;
- energy community: tools and technologies to support the development of energy communities and, more generally, distributed photovoltaics.

GAS AND ENERGY TRANSITION

Use of green gas production technologies, development of low-carbon emission solutions and decarbonisation solutions:

- study of the evolution of new nuclear technologies and related regulatory systems;
- decarbonisation through CCS (Carbon Capture&Storage): pre-feasibility study and first technical-economic assessment of the technology applied to natural gas systems, for possible installations at thermal power plants and/or industrial sites;
- technologies and business models for green gas production: production of green H₂ from electrolysis; bio H₂ from gas and biomass; synthetic methane from green H₂ and production of blue H₂

TRANSVERSAL ACTIVITIES

- Digital solutions: digital transformation programme for engineering activities, integrated use of automation tools, low code software and AI models.
- Robotic and smart solutions for business and operations: IT/OT cybersecurity, smart solutions supporting HSEQ (wearables, etc.), drones for inspections and data collection in the field
- Space Data: use of satellite data to monitor the performance of photovoltaic plants, forecast extreme weather events, study biodiversity levels at Edison production sites and the likelihood of fires occurring.
- Augmented and virtual reality solutions for training and supporting operators in the field.
- Generative AI: study for creating application solutions to support business (also in terms of performance monitoring in generation plants and predictive maintenance) and corporate activities.



DIGITAL TRANSFORMATION ENGINEERING

Digital Transformation Engineering is a project, operational from 2024, that aims to simplify and optimise processes and systems within the Engineering Division with the following rationales: support for the growth challenges of the company's strategic plan in line with the drive for innovation and digital transformation, implementation of a "future proof" way of working that maintains effectiveness in an ever-changing environment,

improving efficiency through easier and faster access to data and information.

Launched in 2021 with the support of the ICT and Digital Departments, the project has enabled the design and implementation of a platform that allows users to operate on a single work environment with new functionalities integrated into the applications already in use and prepared for those being adopted.

The ONE (read "ON-e") platform enables end-to-end project management (documents, time, costs, site aspects, expediting, quality, safety, environment, tasks and notifications), enhancing the connection between Engineering itself and the business areas and suppliers involved), data accessibility and information sharing.

Edison is also active in venture capital, either directly (for strategic opportunities) or indirectly through two investment funds in the Energy Tech and Smart City sectors, with the aim of having a balanced investment portfolio, mitigating exposure while promoting start-ups with potential.

During the month of May, Edison organised Innovation Day for the first day. On this day, its headquarters were entirely dedicated to innovation for colleagues, strengthening the company culture on technological issues and promoting the main innovations implemented by Edison. During the day, there were panel discussions on the main innovation topics and trends, pitches by start-ups collaborating with the company, as well as 'experiential' moments based on the use of technologies such as mainly augmented reality and virtual reality, and demos of the main drone and robot prototypes developed by Research & Development colleagues.

In addition, in 2023 the activities of Edison within MUSA continued. The project is promoted by the Bicocca University of Milan to develop an integrated approach to the regeneration of Milan that is sustainable, inclusive and leverages innovation and public-private collaboration.

Stakeholder dialogue and engagement

The aforementioned Stakeholder Advisory Board (SAB), established to represent the various stakeholder categories, has a role in Corporate Sustainability Governance (see relevant section) and the objective of bringing the external views of Edison's relevant stakeholders to the attention of Top Management.

Alongside the activity of SAB and in the belief that it is necessary to have complete awareness of all the subjects who depend on the company - and on whom the company depends - insofar as they make it possible to carry out its business, Edison decided to strengthen its stakeholder management process during 2023. It did so through a structured process that led to further expanding its stakeholder mapping and weighting carried out last year, increasingly involving the various corporate functions and broadening the listening audience.

In particular, the Sustainability Network was involved in a specific workshop, with the aim of mapping (into categories and sub-categories) all the types of stakeholders with which the company interacts, also highlighting the interests and areas of interaction underlying the relationship, along with the dialogue tools and channels activated. Taking into account the five dimensions (dependence, responsibility, influence, proximity, representativeness) of the international AccountAbility AA1000 standard, the Sustainability Network, Sustainability Function and Executive committee assigned a specific weight to each sub-category, which influenced the materiality scale. This made it possible to identify the most significant stakeholders in terms of the nature of their relationship with the company and to subsequently involve them in the materiality analysis process to gather their assessments and priorities on the various material topics. In fact, in order to remain fully aware of the priority areas on which to focus sustainability strategies and actions - and on which to report transparently - this process needs to be dynamic.

For a description of the key issues and methods of engagement associated with each stakeholder, with specific reference to the 2023 initiatives as well, please refer to the Performance section.



Moreover, consistent with the logic of the United Nations Sustainable Development Goals, Edison considers partnerships as fundamental to the implementation of sustainable development within the company, the territories and communities in which it operates. In particular, ongoing collaborations with Global Compact Network Italia (GCNI), of which Edison has been a founding member since 2013, ASVIS (Italian Sustainable Development Alliance), Valore D and Transparency International Italia, give strength to its commitment to sustainability.

EDISON AND ITS COMMITMENT TO THE GLOBAL COMPACT NETWORK ITALY

IMPRESSE PER LE PERSONE E LA SOCIETÀ

UN GLOBAL COMPACT Network Italia

LEGENDA*

- Lavoratori/Perimetro aziendale
- Consumatori
- Comunità

Diffondere l'ambizione di un impegno crescente nella dimensione Sociale della sostenibilità in azienda, lungo le catene di fornitura e nelle comunità, aspirando al coinvolgimento della catena del valore, e andando, ove possibile, oltre gli obblighi di legge, al fine di assicurare un futuro equo e sostenibile alle generazioni a venire, non lasciando nessuno indietro.

- Integrare la dimensione Sociale nelle strategie aziendali e potenziare la creazione di valore sociale da parte delle imprese**
Adottare un approccio integrato alla sostenibilità che valorizzi la dimensione Sociale lungo l'intera catena del valore, attribuendole pari rilevanza rispetto all'Ambiente e alla Governance, valutando la trasversalità dei rischi e, al contempo, l'opportunità dei benefici che interventi sociali possono comportare sulle altre dimensioni, nell'ottica di una "transizione giusta e inclusiva", contribuendo alla generazione di progresso e impatto sociale positivo.
- Rispettare i Diritti Umani e i Diritti del Lavoro**
Rispettare i Principi da 1 a 6 dell'UN Global Compact e ispirarsi agli UN Guiding Principles on Business and Human Rights, garantendo ai propri lavoratori e in tutti gli ambiti dell'azienda standard lavorativi adeguati andando, ove possibile, oltre la cogenza normativa, richiedendo alle proprie catene di fornitura il rifiuto del lavoro forzato o minorile ed impegnandosi ad attuare processi di due diligence e monitoraggio, includendo in tale processo i propri fornitori con l'ambizione di raggiungere l'intera catena del valore.
- Sviluppare una cultura dell'inclusione, del rispetto delle diversità e dell'equità**
Rispettare e promuovere la DEI all'interno dell'azienda, lungo le proprie catene di fornitura e nelle comunità nelle quali l'azienda opera, contrastando ogni forma di discriminazione, riconoscendo e comunicando il valore della diversità e dell'equità e il potenziale dell'inclusione, adottando policy specifiche e implementando progetti a tutela delle persone a rischio di discriminazione, utilizzando un linguaggio inclusivo in tutte le comunicazioni interne ed esterne.
- Impegnarsi per il benessere dei lavoratori**
Creare condizioni e spazi di lavoro che promuovano la salute e il benessere delle persone, offrendo benefici di welfare aziendale e adottando pratiche di conciliazione vita e lavoro con particolare attenzione ai target vulnerabili, andando oltre gli obblighi di legge, dotandosi di obiettivi volti al miglioramento e misurando periodicamente la soddisfazione dei lavoratori e il clima interno.
- Investire in formazione e sensibilizzazione interna ed esterna**
Formare e coinvolgere i propri dipendenti, stakeholder e fornitori sui temi dello sviluppo sostenibile condividendo sfide, strumenti e best practice che includono la dimensione Sociale e che siano generative di soluzioni innovative, allargando il proprio intervento di sensibilizzazione anche alla cittadinanza e ai consumatori e massimizzando il potenziale dell'impresa di creare cultura.
- Identificare azioni e sinergie di corporate finance a favore della dimensione Sociale**
Investire in iniziative di finanza a impatto, proprie o di terzi, dedicando, ove previsto nelle strategie di corporate finance, risorse finanziarie a Social Bond, Sustainable Linked Bond, fondi o altri strumenti finanziari che abbiano un obiettivo di impatto sociale positivo, collaborando con altri partner a iniziative multistakeholder.
- Promuovere pratiche che rafforzino l'equità e riducano le disuguaglianze**
Adottare pratiche commerciali che tutelino i consumatori e riducano le disuguaglianze, con particolare attenzione ai target vulnerabili, prevedendo un sistema di soluzioni innovative, trasparente e che contrasti i fenomeni corruttivi, con l'obiettivo ultimo di garantire l'accesso a beni e servizi per la più ampia base di cittadini.
- Supportare azioni collettive per il benessere delle comunità**
Partecipare ad alleanze, partnership e iniziative insieme ad altre imprese, Governi, istituzioni, organizzazioni non business e associazioni del territorio per attività di co-progettazione, campaigning e advocacy normativa, facendo rete e favorendo l'innovazione, al fine di garantire maggior benessere alle comunità.
- Misurare e rendicontare in maniera trasparente il proprio impatto sociale**
Tracciare in maniera accountable quali sono i propri impatti sugli stakeholder e sulla società, coinvolgendoli nel processo, utilizzando Key Performance Indicators e analisi di trend che oggettivizzano il percorso svolto nel tempo.
- Comunicare ed essere Ambassador**
Comunicare i propri sforzi, progressi o difficoltà all'esterno in maniera trasparente, con la finalità di coinvolgere nuovi AD e Presidenti in uno sforzo comune e di aumentare l'attenzione degli stakeholder sulla dimensione Sociale della responsabilità di impresa.

*Obiettivi e attività socialmente sostenibili secondo la classificazione derivante dalla Tassonomia sociale.

(Nicola Monti) Amministratore Delegato | EDISON SPA
Firma Funzione, Azienda

Edison has been a member of the Global Compact Network Italy (GCNI) since 2004 and a founding member since 2013; in 2023 it renewed its commitment through the publication of the **Communication On Progress (COP)** and the CEO Commitment Statement (<https://unglobalcompact.org/participation/report>).

As part of the GCNI initiatives, in 2023 Edison signed the **manifesto "Companies for People and Society,"** launched at the High Level Meeting with the CEOs, as the company's formal commitment towards the social dimension of sustainability, with a focus on the supply chain and communities to ensure a fair and sustainable future for generations to come, leaving no one behind.

Starting in 2023, Edison also joined the **"CFO Coalition for the SDGs,"** an initiative at the international level of the United Nations Global Compact (UNGC) which, through the membership of the Chief Financial Officers (CFOs) of a vast number of companies worldwide, promotes the integration of the 17 Sustainable Development Goals (SDGs) into corporate finance through the opportunity to exchange knowledge, collaborative research and share best-practices, as well as by promoting the dissemination of the principles that inspire the CFO Coalition's actions: the impact of companies, SDG-inspired strategy and investments, SDG-linked finance, transparent reporting and communication of targets and results.

In particular, in response to the growing urgency of collective action to combat climate change, the CFO Coalition focused its attention on SDGs 7 and 13 in 2023, and in this context Edison contributed to drafting publications and papers useful for supporting companies in building a bridge between climate action on the one hand and SDG investment and finance on the other.

Furthermore, Edison contributed to the following initiatives with GCNI in 2023:

- Working table of the DEI Observatory whose outcome was the paper **"Guidelines for drafting a policy on Diversity & Inclusion in companies"** by GCNI in partnership with ILO - International Labour Organisation (Office for Italy) and AIDP - Italian Association for Personnel Management. The member companies shared initiatives, projects, strategic approaches on the issues of inclusive leadership and equal opportunities and treatment, considering specific groups of people: women, migrants, young people. Special attention was also given to the topic of disability management.

- Italian Business & SDGs Annual Forum, "Business and impact: sustainability 5.0"** Edison was a sponsor of the annual forum in Palermo dedicated to corporate social impact in 2023. The speeches and discussions between experts, business representatives, organisations for the promotion of sustainable development, and the associative and institutional world started from the main evidence emerging from the Global Private Sector SGGs Stocktake research, carried out by UNGCN together with Accenture on 2,800 companies worldwide, of which more than 130 from our country. The study shows that 94% of Italian companies are aware of the role of the private sector in terms of its potential to impact the Sustainable Development Goals (SDGs) and 87% are committed to achieving these goals. However, only 48% believe that the SDGs will be achieved by 2030. The structural barriers perceived by Italian companies in this area include: difficulties in involving supply chains (for 90% of respondents), too long a payback period for investments in sustainability (for 84%

of the sample), the lack of shared methodologies and techniques for assessing the impact of companies (for 79% of respondents) and the scarcity of incentives for the private sector (for 86% of the sample)

- The study **"Italian Business Commitment Towards Net-Zero"** jointly carried out by Ipsos and GCNI and supported by Edison; the research was presented at the Italian Pavilion on the occasion of COP28 in Dubai, and shows how there are still several gaps to be filled in the Italian industrial sector in terms of strategies and programmes related to decarbonisation, and how the role of the private sector is crucial. According to the report, support initiatives must be developed and implemented that can guide companies on the path to net-zero. In fact, the data show that only 10% of Italian companies have a plan against climate change and 17% have emission reduction targets; however, the numbers rise for GCNI member companies, where the percentage of companies with emission reduction targets reaches 58% (with eight out of ten companies having defined net-zero targets or planning to do so in the 2024-2026 period). Sectors such as fashion, food & beverage and utilities show more awareness than the other economic sectors considered in the analysis.

- Working tables on **Sustainable Procurement:** Edison joined and supported the Global Compact Network Italy in the creation of a working table consisting of 37 companies, with the objective of involving procurement professionals in order to deepen their understanding of sustainability issues related to supply chains and create a space for discussion, exchange and peer learning.

Climate Action

REFERENCE GRIS AND SDGs

GRI

Global Reporting Initiative indicators covered by the information in this section.



SDGs



REFERENCE MATERIAL TOPICS

MATERIAL MACRO TOPIC	MATERIAL TOPIC	IMPACT	SHARE CLASS
Renewables, low-carbon and decarbonisation customers	Low-carbon energy and green gas development	A Climate changing emissions and at local impact	- Actual
		A Reducing climate-altering emissions	+ Actual
		A Decarbonising the national energy mix	+ Actual
	Promoting the production and use of renewable energy and flexibility solutions	A Reducing climate-altering emissions	+ Actual
		A Decarbonising the national energy mix	+ Actual
	Accompanying industrial customers and public administration in decarbonisation	E Transformation of production systems, consumption and transport (Hard to Abate)	+ Actual
Climate Change	Monitoring and actions for reducing GHG emissions	A Reducing climate-altering emissions	+ Actual

Legend Impact on A Environment S Society E Economy; + Positive Impact/ - Negative Impact

LONG-TERM GOALS

OBJECTIVES	UNIT OF MEASUREMENT	2023	TARGET TO 2025-2030
RES installed capacity	GW	2.2	5 GW by 2030
% RES out of total production	%	25%	40% at 2030
GHG emission intensity	gCO ₂ /kWh	284	190 at 2030
Biomethane/biogas plants	Number	5 2 operating 2 waiting authorisation 1 under construction	10 at 2030

EDISON'S IMPACT

MAIN KPIS

YEAR	GW	GWh	GWh/YEAR	MtCO ₂	NUMBER
2023	2.2	4,449	500+	2.2	5 2 operating 2 waiting authorisation 1 under construction
2022	2.081	3,389	45	1.7	5 2 under conversion 2 waiting authorisation 1 under construction
2021	1.967	4,734		2.5	4 2 in production 2 waiting authorisation

* Power Purchase Agreement

MAIN EVIDENCE 2023

The trajectory of direct CO₂ emissions from thermoelectric power plants and cogeneration at customer sites is gradually decreasing from 25 Mton in 2016 to 6.3 Mton in 2023; the positive indicator of "avoided emissions" is also highlighted, amounting to 2.2 Mton (mainly from renewable production, biomethane sales for road transport, energy efficiency and residential photovoltaics). Activities to monitor and control climate factors

in terms of both mitigation and adaptation continue.

In addition to an increasing share of renewable production and a decreasing carbon factor compared to 2022, the growth of renewable installed capacity is confirmed. In order to accelerate the portfolio's decarbonisation path, an additional five long-term PPAs have been signed.

On the green gas front, there have also been increases in biogas and biomethane capacity, with one plant under construction, one under authorisation and two in operation after upgrading from biogas to biomethane.

MAIN PROJECTS 2023

PHOTOVOLTAIC PLANTS IN SICILY

Two new renewable electricity generation plants, around 45 MW, in an area of Sicily (Enna) where sun and soil are further valorised and contribute to the energy transition.

CARBON TRAJECTORY TO 2040 AND ITS TOOLS

Definition of a decarbonisation trajectory to 2040 (90% decarbonised power generation), significant reduction of the specific CO₂ emission factor (50 grams per kWh) and reduction of absolute emissions through investments in renewables and energy transition technologies.

H2 FACTORY: PROJECT WITH HARD-TO-ABATE CUSTOMER

Contribution to the decarbonisation of particularly energy-intensive (hard to abate) production sectors, such as ceramics production, through the use of blending green hydrogen with natural gas; project with Iris Ceramica.

For an energy operator such as Edison, **climate action** and **combating climate change** as defined by **SDG 13** has a dual meaning. On the one hand, Edison is committed to mitigating the environmental impact of its activities on the climate by developing and managing production systems with reduced climate-changing emissions, supported by research and innovation of the best available technologies, as well as by offering its industrial, residential and public administration customers the most efficient solutions and technologies aimed at energy optimisation and the progressive decarbonisation of consumption, in a support path towards the ecological transition. On the other hand, Edison is committed to the process of **adapting to climate change**, making its infrastructures increasingly resilient and capable of remaining available even in times of climate emergency, guaranteeing the uninterrupted provision of essential services and contributing to mitigating the effects of climate change in the areas where it is present with its assets.

The commitment to **clean and affordable energy** defined in **SDG 7** also drives Edison towards reliable and sustainable energy systems with continuous investments in increasingly efficient production technologies with a reduced environmental impact.

Edison's climate action tools include: the production of energy from renewable sources and from highly efficient and flexible thermoelectric cogeneration plants, the development of the green gas business segment, as well as the promotion of energy optimisation and decarbonisation solutions for customers, together with monitoring and the commitment to the reduction of climate-altering emissions.

Renewable sources, low-carbon energy and Customer support in decarbonisation

Promoting the production and use of renewable energy and flexibility solutions


With an installed capacity of 2.2 GW of wind, photovoltaic and hydroelectric power, Edison generated 4.5 TWh of electricity in 2023, avoiding the emission of 1.7 million tonnes of CO₂ into the atmosphere (a significant share of the Group's total avoided emissions equal to 2.2 Mton; see further discussion below). The company is a historical operator in the sector: indeed, it built the first hydroelectric plants in the country at the end of the 19th century and was one of the first operators to invest in wind power technology in Italy, in the 1990s. It boasts of deep know-how thanks to an integrated presence along the entire renewables supply chain: from the production of electricity - through the development, management and maintenance of generation farms - to energy management and sales.

In order to reach the target of 5 GW of renewable power by 2030, Edison is moving ahead with its plan, and during 2023 it expanded its generation portfolio with an additional approximately 100MW commissioned in production and with a significant pipeline for the next few years that it intends to implement through three lines of development: the construction of new renewable green field plants, complete reconstruction activities to renew already existing plants and the acquisition processes of third-party assets.

Edison is among the leading operators in the **wind** sector in Italy, with more than **1 GW** of installed power. Wind energy production is one of the main levers of the company's development of new renewable capacity. The company entered this sector more than 20 years ago and was the first in Italy to implement a programme to decommission technologically obsolete turbines and replace them with higher performance machines. Through a Comprehensive Reconstruction Plan, the company plans to decommission 500 MW by 2030 and double it, optimising land consumption against an increase in power.

Edison is also considering engaging in the offshore wind sector, as the technology has great potential especially in Southern Italy. Standards are still being defined for the sector, in order to allow for a better understanding of the regulatory framework, also in view of the high investment costs.

Photovoltaics is Edison's other major area of renewable development. In 2023, the company increased its installed capacity to about **150MW** and aims to reach 1.8 GW of photovoltaic power by 2030, of which 600 MW by 2026. As of December 2023, in fact, the Agira and Aidone plants in the Province of Enna (totalling 45 MW) were energised, and the construction sites of six plants in Piedmont (totalling about 35 MWP) were completed. In addition to organic development, there is also development along external lines: in 2023, Edison maintained its collaboration with Renergetica Spa and signed an agreement with Energy for Sinergy (E4S), a company working to develop sites suitable for the installation of plants for producing energy from renewable sources, setting up relations on research and identifying projects for large-scale plants of interest to Edison.




PHOTOVOLTAICS IN SICILY

The **4.5MW** Agira plant, located in the municipality of Agira (province of Enna), covers an area of about 14 hectares and uses panels mounted on single-axis tracker support structures that allow the site's energy optimisation.

The **41 MW** Aidone plant, located in the municipality of Aidone (province of Enna), is currently the largest photovoltaic plant that Edison has commissioned in Italy and among the largest in Sicily.

It covers an area of approximately 140 hectares; the layout of single-axis Trackers was designed to minimise earth movements while maximising the plant's electrical output. More than 10,000 olive trees will be planted within the first part of 2024 in a part of the areas affected by the photovoltaic plant in order to naturalise the area, which Edison will then take care of during their growth phase.



HYDROELECTRIC POWER, PART OF THE COUNTRY'S HISTORY

Edison has a long history in hydroelectric power; as proof of this, during the year the company celebrated the **100th anniversary** of the **Venina hydroelectric power plant** in the municipality of Piateda (SO), which produces renewable energy while respecting the environment and local communities, together with the other seven hydroelectric power plants in Valtellina and Valchiavenna.

The production hub generated a total of 4.4 TWh from 2016 to 2022. In addition, three other historic power plants on the Adda River make a significant contribution to renewable electricity generation: Esterle, Bertini and Semenza. Edison entered the prestigious **Hydro Hall of Fame** in 2023, becoming the first Italian company and one of the few in Europe to achieve this accolade.



In **hydroelectric** power, with a currently installed capacity of around **900 MW** made up of both large and small-scale plants, the company intends to maintain its historic role (see box) as a responsible operator with investments in synergy with the specificities of the local area.

The segment of small-scale plants (mini-hydro) offers room for development in the country due to an ever-increasing integration with the environment and the agricultural needs of the territories. Edison is active with small power stations and plants on irrigation canals in Piedmont, Lombardy and Friuli Venezia Giulia.

Four mini-hydro plants were acquired in Valle d'Aosta in 2023 for a total installed capacity of 2 MW, and 10 plants in Piedmont for a total capacity of about 11 MW. In addition, a construction site was opened for a small hydroelectric plant (1.3 MW) on an irrigation canal in Montalto Dora (TO). Edison also inaugurated the 2.7MW hydroelectric power plant in Quassolo (TO) during the year, a plant to which a Crowdfunding campaign was associated in 2022, dedicated to the area's residents in the spirit of strengthening ties with the local community.

With a view to ensuring the security and adequacy of the electricity system, Edison's growth plan also includes the development of the necessary **flexibility tools**, such as **hydroelectric pumping** and **storage batteries**, with the aim of reaching 500MW of electrical storage by 2030.

In particular, Edison is currently developing hydroelectric pumping projects in the Basilicata, Calabria, Puglia, Sardinia and Sicily regions. In fact, in the context of an appropriate regulatory framework, hydroelectric storage can play a strategic role in

achieving the country's decarbonisation targets, as well as presenting benefits for the system as a whole: environmental and social benefits in local areas both in terms of the valorisation and management of existing reservoirs, and economic spin-offs for the Italian production system, which among other things are feasible with 100% Italian technology, and thus not presenting critical issues related to dependence on imports of critical raw materials.

Several alternative energy storage technologies also continue to be studied, with degrees of maturity ranging from R&D to evaluation of already installed pilot plants.

Low-carbon energy and green gas development

The global goal of carbon neutrality by 2050 also poses industrial choices for the Italian system. In fact, a complementarity of limited or totally non-programmable renewable energy sources with flexibility systems and programmable energy sources (an estimated 20% of total electricity production) will be required. In this path, the progressively decarbonised role of gas remains relevant as a transitional energy fuel; the role of research and innovation will also be fundamental to make other generation technologies available for the transition, including the new nuclear, if the conditions for its return to Italy are created.

As mentioned, in recent years Edison has decided to invest in a selected number of **high-efficiency combined cycle gas plants (class H CCGTs)** to guarantee electricity system stability, also in view of the growing use of non-programmable renewable energies.

During the year, Edison inaugurated the most efficient thermoelectric power plant in Italy and one of the most efficient in the world in **Marghera (VE)**. The plant is the result of a total investment of around 400 million euros and has an installed capacity

EDISON CARBON TRAJECTORY TO 2040 AND ITS TOOLS

In view of the carbon-neutrality objectives, Edison has invested in high-efficiency gas-fired combined-cycle power plants (H-class CCGTs), which are indispensable for ensuring the stability of the electricity system and enabling the increasing integration of renewable production. Technologies to decarbonise thermal power plants are also being studied, including CO₂ capture and storage (CCS), which is effective on almost all CO₂ emissions from a plant.

On the occasion of its 140th anniversary, Edison confirmed its 2030 targets, revising the carbon intensity factor downwards, as well as presenting its ambitions for 2040, where it

reaffirms its role as the leading operator in the country's energy transition.

Thanks to investments in renewable energies and energy transition technologies, Edison pursues a trajectory of progressive decarbonisation of its electricity generation mix with the ambition of reaching 90% decarbonised electricity production by 2040, significantly lowering its specific CO₂ emissions factor to 50 grams per kWh, while reducing absolute emissions.

Edison believes in next-generation nuclear technology that guarantees programmable, low-emission electricity production. Small

Modular Reactor (SMR) technology, in particular, will be able to meet the needs of energy-intensive districts and areas in a versatile and efficient manner, thanks to the possibility of both electrical and thermal applications, guaranteeing a reduced environmental impact and limited land consumption compared to traditional technologies. Edison's goal is to launch two 340 MW SMRs, to be built between 2030 and 2040, also by leveraging the specific expertise of Ansaldo Energia, Ansaldo Nucleare and EDF, with which it signed a Letter of Intent during the year for the development of new nuclear power in Europe and to promote its deployment, eventually also in Italy.

of 780 MW and an energy efficiency of over 60%, the highest offered by technology today, capable of ensuring a reduction in specific emissions of nitrogen oxides of up to 70% and CO₂ emissions of up to 30% compared to the average of the current Italian thermoelectric park. Edison's new combined cycle consists of a 515 MW, class H turbine from Ansaldo Energia, **technologically ready for the use of hydrogen** up to 50% blended with natural gas.

Construction work on the high-efficiency thermoelectric power plant at **Presen-zano** (CE) continued during the year as well and is almost finished, which is characterised by the same technological choice as Marghera for its high environmental performance and limited use of water resources.

The construction of these plants does not preclude the achievement of the objectives related to climate-altering emissions that Edison has set itself for 2030, so much so that the company has decided to further intensify its efforts by reducing its target on the intensity of GHG emissions to 190 g CO₂/kWh compared to 230 g CO₂/kWh previously (Edison, 2022 Non-Financial Disclosure) previously considered as targets.

Finally, possible methodologies are being studied for the **capture and storage (CCS - Carbon Capture and Storage) of CO₂** downstream of the combustion of fossil natural gas. High-efficiency gas combined cycle plants, combined with decarbonisation solutions, can help to guarantee an adequate electricity system, meeting demand in times of renewable energy scarcity and while minimising carbon dioxide emissions into the atmosphere.

Parallel to these activities, the **biomethane production** chain is being developed, with the Company aiming to install 10 biogas/biomethane plants by 2030 (to date it has five plants, as indicated below).

In fact, work began at Caivano (NA) in 2023 for the construction of a biomethane plant from the Organic Fraction of Municipal Solid Waste - OFMSW (about 90,000 t/year for a production of about 5 Mmc of biomethane/year), a project that Edison Next Environment has pursued as majority partner with Biotech Srl.

In addition, work was finalised on the conversion for the production of **bio-LNG** of the two Edison Next Environment plants, purchased in 2020 and located in Caivano (NA) and Zinasco (PV), which currently produce liquid biomethane from the treatment of OFMSW (about 60,000 t/year in total for a production of over 4 Mmc of biomethane/year).

Lastly, the authorisation processes are underway for two plants in Gricignano (CE) and Civitavecchia (RM) for the generation of biomethane from municipal organic waste; in particular, the Civitavecchia project obtained the Single Regional Authorisation Provision (PAUR) in 2022. Evaluations are also underway for the acquisition of initiatives (existing plants or plants in an advanced state of authorisation) with the aim of facilitating the achievement of the above objectives, which concern both biomethane produced from OFMSW and agricultural waste.

Edison is also active in the **collection of biomethane** from independent producers and ensures its transport, balancing and specific destination to the transport sector; this service is also provided to the GSE. The volumes handled in 2023 totalled about

105 Mmc. Proposals are also being finalised for the long-term collection of biomethane produced by third parties under the Incentive Decree of September 2022, which will enable the marketing of biomethane to additional consumer segments such as the industrial sector.

As far as biomethane sales are concerned, Edison Energia was the first operator to launch this activity in 2018, and continues to be a primary player (see the section [Sustainable Mobility](#)).

Lastly, Edison recognises **hydrogen** as a key energy vector for its customers that is synergistic with its core business. The company is developing a number of integrated projects across the value chain for the production and use of green hydrogen in the industrial and mobility sectors. Specifically, it has initiated several co-operations with hard-to-abate industrial operators aimed at jointly identifying and developing initiatives to decarbonise their industrial activities, coming to define the preliminary technical set-up for the production and use of green hydrogen at their production sites. Some of these collaborations have progressed to the next step of signing a development agreement to carry out a feasibility study.

The commitment to large-scale hydrogen production continues, in a corporate partnership (changed in 2023 to: Edison 50%, Sosteneo 40%, Saipem 10%), as part of the **Puglia Green Hydrogen Valley** project identified by the Puglia Region as a strategic energy transition opportunity, with particular reference to the decarbonisation of the Apulian steel industry through synergies in the region, the development of skills and the creation of a local green hydrogen supply chain. As one of the first initiatives of its kind in Europe, the project envisages the construction of two plants in Brindisi (on land in a SIN - Site of National Interest - area, with the authorisation process at an advanced stage) and Taranto, for a total electrolysis capacity of 160 MW and, once fully operational, the production of about 250 Mmc of green hydrogen per year. The Puglia Green Hydrogen Valley project is also successfully participating in the European funding call IPCEI (Important Projects of Common European Interest).

Furthermore, Edison has been a member of the Board of Directors of **Hydrogen Park Scarl in Venice** since 2022, a consortium company based in Porto Marghera that aims to contribute to the development of the regional hydrogen strategy by carrying out experiments on an industrial scale, building on its experience at the site and the integration of existing infrastructures.

Lastly, for more information on the vector's applications in the mobility sector, please refer to the section on [Sustainable Mobility](#).

H2 FACTORY: EDISON NEXT AND IRIS CERAMICA AGREEMENT

As part of its objective to decarbonise particularly energy-intensive (hard to abate) production sectors, Edison Next signed an agreement with Iris Ceramica in 2023 for the development of H2 Factory, a new production plant in Castellarano (Reggio Emilia) that will use green hydrogen produced through a customised state-of-the-art system.

The expected production of about 132 tonnes of green hydrogen per year will replace about 500,000 cubic metres of methane gas per year. The blend will already lead to a reduction in carbon dioxide values, saving approximately 900 tonnes of CO₂ per year*.

* LEAP Scarl Laboratorio Energia and Ambiente Piacenza.

Accompanying residential and industrial customers and Public Administration to decarbonisation

Within the energy sector, Edison plays its role as a responsible operator and leader of the sustainable energy transition by acting as an enabler of initiatives that involve citizens, businesses and institutions in the decarbonisation of their activities, an essential objective for combating climate change.

On the strength of its focus on customers and their evolving needs, its experience in the development and management of its assets, where it adopts the best available technologies for new initiatives and projects to modernise existing ones, and its expertise in the field of environmental services, amongst its customers, Edison promotes the progressive decarbonisation of consumption, production and processes, energy self-production and sharing, energy optimisation and efficiency, and the proper management of waste and resources with a view to the circular economy.

On the one hand, the goal is to assist **residential customers** in using energy more responsibly, consuming less and better; on the other hand, the goal is to accompany **companies** and **industry** in order to optimise, from an energy point of view, plants and processes and increase their sustainability and energy independence, maintaining competitiveness on the market. Lastly, to be at the side of the **Public Administration** so that it seizes the opportunities to improve the efficiency of buildings, districts and cities, to regenerate brownfield sites and to create energy communities that enhance local resources.

The common approach in offering support is based on listening, analysis, the deployment of synergistic skills with a logic of long-term partnership. Different, customised and integrated solutions (see also the chapters [Service Quality and Customer Orientation](#), [Sustainable Mobility](#) and [Innovation and Digitalisation](#)) are adapted to market segments and specific sector or local area requirements.

A special mention in this chapter goes to long-term contracts that enable new renewable capacity, also with the availability of customers.

In fact, Edison signed five new **Power Purchase Agreements (PPAs)** with international and national funds and developers in 2023 that will allow the development of additional capacity from renewable sources (for a total of new 500 GWh/year) in order to accelerate the portfolio's decarbonisation path. Edison's reliability and expertise in energy management and valorisation was instrumental in enabling the partners' investment in these long-term agreements. The agreements, most of which have a duration of ten years, envisage Edison's withdrawal of all the renewable energy produced by wind and photovoltaic technology plants, and the associated guarantees of origin (GOs), which will then be made available to Edison's end customers.

Climate Change

Monitoring and actions for reducing GHG emissions

In the context of the fight against climate change and the related public debate at national and international level, companies have a decisive role in defining strategies and actions to reduce climate-changing emissions through the use of renewable energy and low-carbon solutions.

Edison is committed to implementing decarbonisation strategies in order to improve the management of climate change risks. Therefore, the company aims to reduce its direct CO₂ emissions factor to 50 grams per kilowatt-hour by 2040, while reducing absolute emissions in parallel. Its ambitions also concern indirect emissions.

NEW POWER PURCHASE AGREEMENTS (PPA) FROM RENEWABLES

Of the five new Power Purchase Agreements of 2023, two PPAs were signed in the Lazio Region.

The first with the German renewable energy fund manager Kgal involves the construction of a photovoltaic plant which, with an installed capacity of about 150 MW and an estimated production of 240 GWh/year, will be one of the largest photovoltaic plants in Italy.

The second agreement was signed with an international investment fund and is preparatory for the commissioning in the second half of 2024 of a photovoltaic plant with an installed

capacity of 87 MW and a production capacity of approximately 145 GWh/year, in the province of Viterbo.

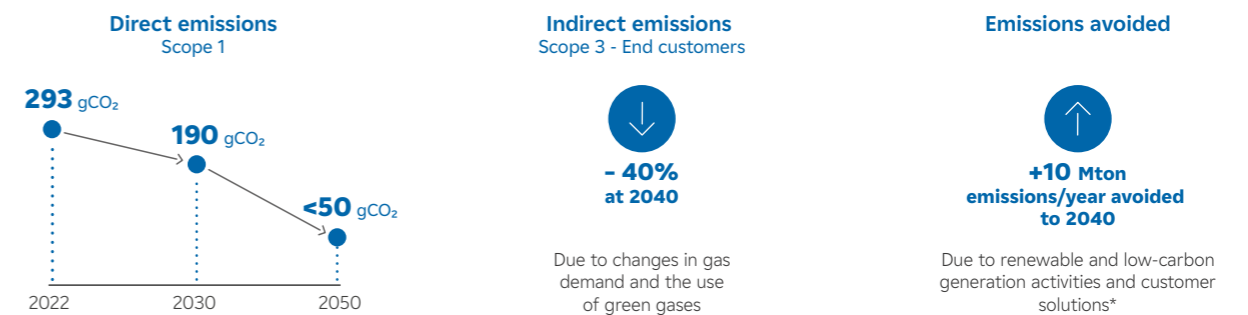
Two further PPAs were signed with the joint venture between the Gr Value Group and Swiss Life Asset Managers for the development of a 22 MW wind farm in Partanna (Trapani), Sicily, and for a 7 MW photovoltaic plant in Bondeno (Ferrara) in Emilia-Romagna. Together they will produce about 60 GWh per year.

Lastly, a fifth was signed with the FERA Group (Fabbrica Energie Rinnovabili Alternative) for the development of a wind power plant in

Liguria, in the province of Savona, with an installed capacity of 20MW and a production ability of 55 GWh/year.

The 2023 agreements are in addition to the one with Chiron Energy signed in 2022, whose photovoltaic plants in Northern Italy were commissioned in 2023, bringing the renewable park enabled through these initiatives to almost 300 MW and the amount of energy from renewables in the coming years through the PPAs currently in the portfolio to more than 500 GWh/year.

AMBITION TO 2040: DECARBONISATION TRAJECTORY



* Residential and industrial photovoltaics, industrial customer energy efficiency, end customer heat pumps, electric mobility, biomethane and bioLNG for transport

Along the way, Edison has consolidated its processes for actively measuring and monitoring its GHG (greenhouse gas) emissions and at the same time deepened its analysis of the impact of climate phenomena on its assets, identifying and activating appropriate adaptation initiatives (see box Climate Risk Impact Assessment).

During 2023, Edison's carbon footprint was 23 MtCO₂ broken down as follows:

- Scope 1** 6.3 MtCO₂ (lower than the 6.9 Mt in 2022), representing almost 30% of GHG emissions. The assessment shows that the direct emission intensity is 284 gCO₂/kWh.
- Scope 2** 0.06 MtCO₂ calculated using the Location Based method, representing less than 0.5% of total GHG emissions.
- Scope 3** 16,6 MtCO₂ representing more than 70% of the total GHG emissions.

With regard to direct emissions, Scope 1, over the past 15 years Edison has significantly and progressively reduced its direct CO₂ emissions from almost 25 Mt in 2006 to the current 6.3 Mt.

With regard to indirect emissions, Scope 2 and 3, and with particular reference to the latter, Edison has completed the analysis perimeter, quantifying all GHG Protocol categories. The reworked Scope 3 emissions have been carried over into this report for the two-year period 2022 (whose data have been restated) and 2023.

In order to refine the company's GHG emission inventory calculation, Edison launched a project in 2023 to analyse, assess and calculate using the "Greenhouse Gas Protocol: A Corporate Accounting and Reporting Standard" (revised edition). This emission accounting standard provides companies with the necessary robustness and credibility for the internal and external communication of their impact to stakeholders. An investigation of Scope 3 emissions revealed that 11 of the 15 categories are applicable to Edison's upstream and downstream activities.

Edison also calculated its avoided emissions during 2023, assessing them according to calculation methods referenced in 2.2 MtCO₂*. The businesses that contributed most were power generation from renewables and the sale of biomethane for road transport, energy efficiency measures and residential photovoltaics.

Edison also continues to participate in industry discussions within sector associations to help to identify the best practices for reducing indirect emissions.

In addition to its commitment to mitigating greenhouse gas emissions, Edison is evaluating and implementing strategies that allow **to adapt its assets** to possible extreme effects triggered by climate change, also by relying on machine learning algorithms to support production and performance forecasts.

Finally, Edison considers communication, awareness-raising and dissemination actions crucial because climate change is fought through the informed and aware commitment of institutions, businesses and civil society. In keeping with this spirit, throughout the year the company promoted days for in-depth reflection, relying on the collective intelligence game Climate Fresk, in order to raise the awareness of all colleagues on this topic, understand its dynamics and reflect on possible ac-

* Calculation performed considering the marginal emission factor of the technology, as suggested in the ISPRA document "Indicators of efficiency and decarbonisation of the national energy system and the electricity sector no. 343/2021", paragraph 232.4 CO₂ emissions avoided.



CLIMATE RISK IMPACT ASSESSMENT

Edison has been considering the short-term and medium-term impact of climate change for several years as part of its risk management model (ERM process), evaluating physical and transition risks to 2030. In fact, starting in 2021, Edison supplemented the ERM assessments by developing a plan that assesses the resilience to climate change to 2050.

In line with the past years, the company conducted an assessment to evaluate long-term chronic and acute physical risks and to draw up the most appropriate adaptation actions. The scope of the analysis involved all of the main generation plants, both thermoelectric and renewable, the main Edison sites owned and managed at industrial customer premises. The assessment was conducted using scientifically recognised scenarios consistent

with the IPCC (Intergovernmental Panel on Climate Change) data and showed a medium-low risk on almost all infrastructure for short to medium term risks (by 2030). The study also made it possible to map, prioritise and implement the main adaptation actions associated with medium- to long-term risks (2030-2050).

tions to combat climate change. Disseminated internally thanks to a community of 47 facilitators and through the organisation of open days and events dedicated to specific Divisions, the game has seen the overall involvement in 2021 of more than 350 colleagues (194 in 2023) from different locations since its launch.

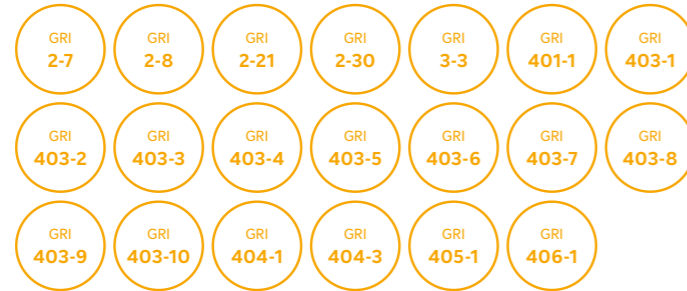


Human capital and inclusion

REFERENCE GRIS AND SDGs

GRI

Global Reporting Initiative indicators covered by the information in this section.



SDGs



REFERENCE MATERIAL TOPICS

MATERIAL MACRO TOPIC	MATERIAL TOPIC	IMPACT	SHARE CLASS
Workplace health and safety for workers and suppliers	Workplace health and safety	Accidents and injuries	- Potential
		Reducing the accident rate	+ Actual
Well-being, development and inclusion	Employability	Protecting employability	+ Actual
	Well-being and work-life balance	Protection of human rights	+ Actual
		Plurality and inclusion	Development of human and professional potential

Legend Impact on Environment (A), Society (S), Economy (E); + Positive Impact / - Negative Impact

LONG-TERM GOALS

OBJECTIVES	UNIT OF MEASUREMENT	2023	TARGET TO 2025-2030
3-year average FI index (injury frequency employees + companies)	Company emp. and external workers	1.8 (average 2021-2023)	< 2
Balanced Human Capital Development Pipeline	Balanced D/U ratio	1.34	> 1
Women executives out of total executives	%	23%	30% at 2030
Share of new hires in Italy (excluding head offices Milan, Rivoli, Rome)	%	53% (average 2022-2023)	> 55% by 2030
Share of young graduates and highly educated young people in new hires from the Italian labour market	%	33% (average 2022-2023)	> 45% by 2030
Sustainable corporate culture (initiatives)	% employees involved	39%	100% at 2030

EDISON'S IMPACT

MAIN KPIS

YEAR	%	NUMBER	HOURS	NUMBER	%	%	%	NUMBER %	NUMBER
2023	90% with 87% respondents	1.7	207,110 (34 hours/employee)	4,974	39%	23% 32%	33%	4,490 79%	3 3,509
2022	89%	1.9 0.3 in construction sites	191,315 (33 hours/employee)	8,007	24%	22% 30%	37%	4,200 84%	
2021	90%	1.7	164,472 (33 hours/employee)	7,892	NA	22% 30%		NA	

* At least 1h of training was provided. ** At least 1 welfare service.

MAIN EVIDENCE 2023

People involvement in the company remains at a very high level, with 87% of respondents to the company climate survey saying they are proud to work for the company.

The training business shows a positive trend, and also remains solid with third-party suppliers.

With a view to the progressive involvement of employees on sustainability issues, initiatives were carried out in 2023 with cumulative coverage in the last two years of 39% of the entire company population.

The significant representation of women at managerial and professional level is confirmed, and a significant percentage of STEM profiles is maintained among new young recruits; Edison and two other Group companies have obtained gender parity certification. A total of 4,490 employees took advantage of corporate welfare with perceived service quality well above market levels.

MAIN PROJECTS 2023

HSEQ ROADMAP 2024-2030

The definition of the HSEQ Strategic-Operational Roadmap to 2030 is based on the analyses of the determinants, skills, tools and programmes necessary for the company's strategic axes, as well as a focus on management systems, prevention, HPE analysis, audits, training and stakeholder engagement, innovation.

GENDER EQUALITY CERTIFICATION

Achievement of UNI/PdR 125 certification for three Group companies (over 3,500 employees in the companies involved): culture and strategy, governance, personnel (HR) processes, gender-neutral growth opportunities in the company, gender pay equity, parental protection and work-life balance.

CORPORATE VOLUNTEERING AND GOOD IDEA PROJECTS (EOS Foundation)

Volunteering ideas designed by Edison people to meet the needs of their local areas in collaboration with qualified local third-sector organisations (150 colleagues will be involved in ten projects in 2024); confirmation of a corporate community attentive and willing to mobilise for social needs.

Edison considers human capital to be a key element of its social responsibility, as well as decisive for the creation of long-term value, even more so at this time of great transformation in the energy sector. It therefore promotes the maintenance of high levels of employability, supports and enhances the internal growth of its resources and their skills, pays close attention to diversity and inclusion aspects and promotes well-being at work, meeting the commitment of **SDGs 5 and 8**. Health and safety in the workplace, for employees and workers throughout the entire value chain, is a priority and an ongoing commitment.

Edison's human capital and inclusion action tools are: policies, practices, management systems and training activities to ensure a safe workplace; human resource up-skilling and re-skilling through the continuous adaptation of training activities; combating all forms of discrimination and promoting an inclusive, equitable and stimulating environment capable of guaranteeing work-life balance.

As of 31 December 2023, the Group had a total of 6,014 employees, with a plurality of genders, professional categories, generations and territorial distribution. More specifically: 1,267 women, corresponding to 21%, and 4,747 men, 40% in the production staff category, 42% in the office staff category and 19% in the middle management and executive categories (15% and 4% of total employees, respectively). 56% of Edison's employees belong to the 30-50 age group, 37% to the over-50 age group and the remaining 7% to the under-30 age group. In terms of overall turnover, net of staff entries and exits linked to orders or corporate transactions, 480 hires were recorded, equal to 8% of the workforce at the end of 2023, and 335 terminations equal to 5.6%; in terms of internal mobility, 105 people were subject to promotion linked to a change of qualification during 2023. Precisely in the area of staff composition, two new targets have been set for 2030: at least 45% of new recruits are young people and at least 55% in the territories.

As regards the protection of employment, as the end of 2023 Edison registered 5,946 employees on permanent contracts, or roughly 99% of the total. 100% of Group employees are covered by National Collective Bargaining Contracts – CCNL (also through its direct and active participation in national bargaining round table discussions, Edison applies and complies with the provisions of the different CCNLs applicable to its organisational context, and in particular of the Electrical, Energy and Oil and Metal-Mechanics sectors, both with regard to the economic part and for the regulatory part) and 22% are members of trade unions.

The annual **"My EDF"** survey of colleagues in 2023 again showed that the company's people involvement remains at the highest level, with 87% participation in the company climate survey, and 90% of respondents saying they are proud to work for Edison. Colleagues' growth in sustainable culture also continued, with 2,359 people participating in at least one sustainability initiative between 2022 and 2023, including 1,071 additional colleagues hired in 2023.

Workplace health and safety for workers and suppliers

Workplace health and safety

Edison considers the workplace **health and safety prevention and promotion** of its employees, the people who work for third party companies and the people who live in the areas surrounding its plants and company sites to be of priority importance.

In that regard, Edison is equipped with an organisation that makes provision for roles and responsibilities which are formalised at all levels, in order to ensure the maximum degree of management and control of all processes and the associated specific activities which may have an impact on health and safety. The coordination of said organisation is ensured not only by the figures set forth in the national and/or local regulations, but by the HSEQ (Health Safety Environment Quality) professional family, present extensively in all company functions and sites. It guarantees monitoring of the homogeneous application of the principles and commitments identified centrally, by maintaining a focus on the unique local characteristics and, if necessary, integrating with the initiatives set within the context of the different types of sites in which work activity is carried out. In addition, a systemic model of widespread responsibility and shared vigilance ensures continuous interaction between the management and workers and transparency in the management of health and safety issues, which is also confirmed annually by the high level of satisfaction measured by the "My EDF" survey.

The principles and commitments on the subject are set forth in the Policy for Health and Safety, Quality and Sustainable Energy, revised in 2021 with a multi-year strategic-operational Roadmap focusing on innovation issues, and broken down in the Management Systems (such as UNI ISO 45001, UNI EN ISO 14001 and 50001, EMAS) of the various corporate divisions (divisions, management units or legal entities), subject to review at least annually to monitor the progress of improvement programmes (see the relevant section [Management and certification systems](#)).

Constant attention is also paid to the health surveillance process, guaranteed by the occupational medicine services and the subject of a specific company guideline, revised as early as the end of 2021, with the inclusion of the new CARTSAN management application, which was implemented in all company business areas in 2023 in order to guarantee greater supervision of the employee health surveillance process, in relation to company roles and duties performed. The overall process of health management during 2023 was re-evaluated in its entirety in order to identify a single service provider to be activated at all Edison locations and sites in Italy from the second quarter of 2024 and to homogenise current practices.

Furthermore, the practice was confirmed of presenting, based on a comprehensive and integrated approach, the effects of prevention programmes to promote a culture of occupational health and safety, combining the data for Edison's personnel and for employees of suppliers, assigning improvement objectives to management throughout the organisation which are with the average results for the previous three years.

Edison has defined an overall injury frequency (FI) target to be kept consistently below the threshold of 2. This indicator takes into account both company and contractor personnel and is calculated by multiplying the number of injuries divided by the number of hours worked by one million.

In addition, Edison shares the 2023 targets identified by the EDF Group: frequency of injuries occurring due to causes directly related to work activities (LTIR - Lost Time Incident Rate) set at 1.4 for company personnel and 1.8 for the global indicator including company personnel and contractors; absenteeism rate due to illness and injuries set at eight days/person/year at the end of 2023.

The severity index (calculated by multiplying the number of days lost per injury divided by the number of hours worked by 1,000) is also monitored, as are reports of High Potential Events (HPEs) useful for analysing causes and appropriate corrective actions.

The **results of 2023** are summarised below.

- Total injury frequency rate (FI): **1.7**, an improvement over the value recorded in 2022 (1.9), and in line with the company's target of not exceeding 2.
- Lost time incident rate (LTIR): **1.3**, an improvement from the 2022 figure (1.8) but basically in line with the company target (1.8). More specifically, the LTIR rate was 1.4 for company employees, an improvement compared to the value in 2022 (2.7), while that for employees of external companies stood at 1.2: even if it is slightly higher than that of 2022 (0.9), it confirms the positive trend of the last two years (LTIR 1.2 vs 0.9).
- **Absenteeism rate** due to illness: **7.1**, but below the target set.
- **Severity rate: 0.07**, confirming the limited severity of company injuries.
- **HPE reports:** amounted to **six**, a significant number testifying to a widespread lesson-learned culture; will receive a further boost during 2024 following a review of the classification criteria in line with those of the EDF Group.

The continued growth in the share of hours worked by external firms out of the total number of hours is confirmed, rising from 30% to almost 50% in five years.

Although with different nuances, the figures for the year therefore show a good result, confirming a respectable level within the national industrial scenario.

The result is even more appreciable when considered in the current business change phase. The scenario is significantly marked by the contribution of the Energy & Environmental Services Market, with all its companies, linked to the expansion of the scope due to new acquisitions characterised by a higher level of risk of the activities carried out and the operating context, particularly in services to the Public Administration, but with a positive LTIR when compared to similar companies operating in the same sector. In fact, in the area of services to the Public Administration, the company launched a programme for the involvement and integration of acquired personnel with respect to Group policies that have always considered safety at work and the prevention and promotion of the health of all workers to be a top priority.

Aware that safety in the workplace is also a matter of culture, Edison is careful to update prevention best practices (by adopting consistent, well-designed and clear

measures that take care of technical and operating as well as organisational aspects) and is committed to informing and involving all colleagues and all members of the company day after day in a process of responsible participation, sharing behaviours that make working in safe conditions natural.

Indeed, performance indicators on health and safety issues are periodically and systematically interpreted with a view to continuous improvement, just as every significant incident is analysed through deep analysis methods of the causes with the people involved, even indirectly.

All colleagues are continuously invited to report unsafe situations or areas requiring improvement, while safety mentoring projects continue in the field, at management units and at the main construction sites, in addition to other initiatives, including shared participation, on workers' risk awareness and the actions to be implemented (e.g. the "Sicuramente" and "Safe conduct" projects, which provide awards for the best ideas or results). The EDF Group's annual Safety Week, in which Edison participated in 2023 with its 26th edition, was dedicated to "risk perception," demonstrating the extent to which the company promotes participation and awareness at all levels as levers for improving health and safety aspects. In this context, the roadmap for the period 2024-2030 was outlined and presented, consistent with the company's business development, which will be detailed in specific and measurable actions over time.

The contribution of **computerisation and digitalisation** to processes for monitoring health and safety issues is also significant and ongoing. In recent years, it has contributed to the implementation of the Digital Work Permit (DWP), the creation of the computer application (DIMP) for the management and access of external firms (with reference to Company Regulation 02), the computerisation of the Single Risk Assessment Document, the digital management of product safety data sheets, environmental and safety authorisation requirements, personal protection and other equipment expiry dates and the fire prevention register.

The focus on **innovation** applied to health and safety remains high - in line with the Health and Safety, Quality and Sustainable Energy Policy Roadmap mentioned above - supported by virtual and augmented reality solutions for the simulation of risky events or for the improvement of maintenance procedures by operators in the field, as well as the use of drones for inspection activities on existing plants in confined spaces or inaccessible places (e.g., parts of thermoelectric plants, tunnels and pipelines of hydroelectric plants, thermography and photogrammetric analysis in wind and photovoltaic plants), saving time and ensuring safety.

HSEQ ROADMAP 2024-2030

According to the company's strategic business plan to 2030, the following were identified:

- the determinants for governing the complexity of internal and external systems and organisations also related to changes in the way of working;
- strategic and distinctive skills functional to the development of the HSEQ role;
- the tools and programmes for governing uncertainty related to residual risk management in our business processes.

Within this framework, the following seven pillars were defined and communicated during the annual Health and Safety meeting in 2023, which will form the foundation of the HSEQ strategic-operational roadmap to 2030:

1. Maintaining management systems in compliance with reference regulations
2. Measures and programmes to prevent the physical and mental health of all employees
3. Analysis of high-risk events (HPE) and sharing at all levels
4. Constant involvement and on-site management of suppliers
5. Implementation of training programmes and involvement of all stakeholders
6. Conducting multi-disciplinary internal audit programmes
7. Continuous development of innovation and digitalisation processes.

Well-being, development and inclusion

Plurality and inclusion

Considering diversity to be an opportunity to be exploited in terms of innovation and development thanks to dialogue and the exchange of opinions, ideas and experiences, Edison is committed to guaranteeing respect for the principles of diversity and inclusion, combating all forms of discrimination and ensuring an inclusive and fair working environment that enables the expression of the talent and active participation of each resource in projects and company life.

The above is applied in the Diversity and Inclusion Policy, within which Edison re-confirms the heritage of corporate values, useful to foster a **safe, fair, solidarity-based, multicultural, inclusive, authentic and plural working environment**, and strengthens its commitment to ensuring a cohesive and respectful corporate community where everyone has the opportunity to engage in dialogue with colleagues as an opportunity for personal and collective development, according to principles of **equal opportunities and non-discrimination**.

Edison believes that **diversity** means **plurality**, acceptance and a genuine appreciation of all that makes people unique and unequalled, including age, gender, health status, conditions of different abilities. Edison believes that **inclusion** means openness, **listening**, acceptance and dialogue with the "different" point of view. The company applies the principles of non-discrimination and equal opportunities in all company processes: from personnel development and training, to health and organisational well-being in the workplace, recruitment and selection, and pay equity.

Diversity and inclusion are enacted with a widespread corporate culture that aims to strengthen awareness, managerial culture and shared behaviour in terms of integrating colleagues from different corporate and geographical contexts as well as promoting empowerment and the trades. There is a growing awareness of how welcoming and recognising diversity within the company enriches the stimuli, viewpoints and knowledge that are indispensable to cope with the changing industry, increasing efficiency and competitiveness.

Edison's corporate culture and values, redefined in 2020 as part of the **Employer Value Proposition** and now consolidated amongst colleagues starting with the **onboarding** process (welcoming and introducing new hires to the company), is based on four pillars that are hallmarks of everyday working life: know-how (shared and constantly changing knowledge), open environment (an open and welcoming environment to express oneself), engagement and responsibility (giving everyone the chance to contribute to the company's projects), sustainability and proximity (an energy future to be imagined, responsible and sustainable, close to local areas as well as customers' needs).

Activities for the **promotion of a sustainable corporate culture** also continue through the periodic delivery of news and in-depth analysis on ESG issues (monthly Sustainability Newsletter and "ESG Weekly Report" with a selection of relevant studies and reports), meetings with the Network of Sustainability Focal Points (five in 2023), workshops dedicated to specific corporate functions (Finance, Edison Next Environmental and Industry commercial areas), a few sessions on climate issues such

as the Climate Fresk, initiatives within the scope of Sustainable Headquarters, events for colleagues and stakeholders to present documents and studies on relevant topics (Edison Non-Financial Disclosure, Censis Study on Households, occasions discussing human rights, Workshops on women and energy, Workshop on Natural Capital). Between 2022 and 2023, 2,359 colleagues joined the Sustainability initiatives, of which 1,071 additional colleagues joined in 2023.

Plurality and inclusion are also achieved through activities to integrate and involve colleagues, which Edison is committed to implementing through internal communication projects and initiatives.

Among the internal digital tools, the company intranet, digital posters and the weekly newsletter (which reaches all employees by email) are the preferred channels for news, information on the company and people, work applications and employee services. "Speciale Edison" was added to the intranet in 2023, a monthly video format with a journalistic slant that summarises the most important events for the company and makes them easily accessible in a single container, involving Edison people and making them the protagonists of the story. The year also saw the launch of a fortnightly newsletter for Spanish colleagues, involving over 700 people.

The initiatives informing and involving colleagues take various forms, some of them linked to the company's 140th anniversary celebrations. The main ones from 2023 were:

- **Events to tell the internal story of activities** (for example, Innovation Day with 130 remote participants and 138 in person; the presentation of the Non-financial Disclosure 2022 with 140 participants in person and 143 remote; the event to celebrate and tell the story of the 2 million contracts reached by Edison Energia in the context of the energy crisis with 201 remote participants and 185 in person; the event Imprese e Diritti Umani (Businesses and Human Rights) with 28 people in person and 25 remote; the "What's Next" event dedicated to Edison Next to tell the story of two years of activity, with 150 participants in person and 350 remote).
- **Family&Friends**: an "open house" at various company locations to celebrate Edison's 140th anniversary with family and friends, with 925 people visiting 13 locations nationwide.
- **Previews** for colleagues of **company initiatives**, also communicated externally (for example, the preview for the inauguration of Marghera with 322 remote people participating and 145 in person; "Edison towards 2030-2040" where, in the context of the launch of the 140th anniversary celebrations, the strategy pillars for the years to come were illustrated, with 339 remote participants and 274 in person; the presentation of the third Edison-Censis Report on Italian consumption with 70 participants in person and 100 remote participants; the event "Women's energy: between regulations and leadership" with Florence School of Regulation with 200 participants between in-person and remote attendees; the event dedicated to Natural Capital, "Natural Lexicon" in collaboration with Feltrinelli Foundation, with 30 in person and 10 remote participants).

SUSTAINABLE HEADQUARTERS

Launched in 2021, Sustainable Headquarters is a pathway which, through awareness-raising actions, "gentle" reminders and structural interventions, promotes learning, the adoption of new behaviours and the measurement of results by actively involving Edison's people in reducing their environmental impact in the office.

The work streams are: carbon footprint, responsible energy consumption, energy efficiency and water consumption, paper procurement and dematerialisation, waste management, sustainable mobility and people engagement.

The performance achieved in 2023 is listed below:

- 800** Colleagues involved in gamification activities
- 100%** Green energy in office buildings
- 20%** Electricity, gas and water consumption
- 29%** Total waste
- 43%** Unsorted waste at headquarters
- 22k** Passes printed from 2023 at headquarters
- 13.9** Ton CO₂ eq/dependent of carbon footprint

CORPORATE VOLUNTEERING AND GOOD IDEA PROJECTS!

In December, Edison and the EOS Foundation celebrated World Volunteer Day 2023 with the official launch of all the corporate volunteering projects awarded by the internal competition "Good Idea - Good projects are born from within," the call to action launched in December 2022 that allowed colleagues to propose volunteering ideas designed by Edison people to meet the needs of their local areas in collaboration with organisations and qualified local third-sector entities.

150 colleagues will be involved in ten projects touching on different themes in 2024, always in connection with partner third-sector or-

ganisations: pathways trained to facilitate the entry of teenagers experiencing hardships into the world of work; definition of a creative and circular protocol for the reuse of plastic waste with teenagers; Italian language school for foreigners; support for housing autonomy pathways for people with intellectual disabilities; opportunities to experiment with sailing for young people with different disabilities or social hardships; sessions dedicated to cleaning the paths of some mountain areas in Bassa Valtellina; environmental workshops for secondary school children; appointments to support boys and girls in learning about energy issues; creation of a working group of

volunteers with multidisciplinary skills to support ETSs (third sector organisations) on energy issues; support for the hire or purchase of an electric minibus to allow athletes with disabilities to practise sports.

The corporate volunteering experiences offered over the years have always revealed that it is possible to count on a corporate community at Edison that is made up of people attentive to social needs, who respond by generously mobilising themselves for all the initiatives proposed.

- **Colleague engagement initiatives:** Connecting Edison, which allows colleagues to visit other sites and plants and learn about the work of colleagues (332 participants) and Reporters for a Day (five reporters for the events in Marghera Levante, Porto Marghera, Quassolo, Venina), as well as Snow Day with 209 participants, and the "Energy in Play" sports event with 70 participants, in view of the Paris 2024 Olympic Games of which EDF's parent company is a sponsor, and in which the winners will be able to participate.
- **Year-end event** organised at the Allianz Cloud with over 2,100 participants in Milan: coinciding with the company's 140th anniversary celebrations, all Edison employees were invited to attend the same location for the very first time.

Also contributing to corporate inclusion activities are the corporate volunteering initiatives promoted by the EOS - Edison Orizzonte Sociale Foundation: in 2023 more than 120 people were involved in activities in the field, the community of ambassadors was launched and an internal call (Good idea!) was held.

GENDER CERTIFICATION PURSUANT TO UNI/PDR 125:2022

Between November and December, Edison started the process aimed at obtaining certification for gender equality, required by the National Recovery and Resilience Plan (NRRP), thanks to its commitment to diversity and inclusion. In particular, Edison has distinguished itself for the engagement of its Top Management,

for its D&I Strategic Plan for the enhancement of diversity as an essential component for the Group's growth, and for the work of the D&I Steering Committee, whose objective is to disseminate and promote an inclusive culture in all Group areas and divisions. The certification involved Edison Spa, Edison Energia Spa and Edison Next Government.

The evaluation process was certified by a third-party auditor, which looked at six macro-areas: culture and strategy, governance, personnel (HR) processes, gender-neutral growth opportunities in the company, gender pay equity, parental protection and work-life balance.

With particular reference to the issue of **gender**, thanks to the commitment of company management, Edison has launched the process for obtaining certification on gender equality in accordance with UNI/PdR 125:2022, this first phase involved three companies belonging to the Edison Group (Edison Spa, Edison Energia Spa and Edison Next Government Srl), which obtained certification in December 2023.

The commitment to the theme of inclusion also continued in 2023 with the fifth edition of Corporate **Mentorship** (36 mentor-mentee pairings) and nurturing the internal Community (which reached over 180 people between mentors and mentees) with an event dedicated to enhancing the role and skills of women in the energy sector and other industries, as part of the "4 Weeks 4 Inclusion" initiative. Two different types of pathways were again organised this year: a cross-mentoring pathway in which the parties engage in a "peer-to-peer" discussion on the topics of energy transition and sustainability challenges (22 pairs); and a mentoring pathway to support the personal and professional growth of mentors and mentees through the identification of common work areas and values (14 pairs). Female participation in mentorship is significant and increasing, with women accounting for 39% of mentors and 53% of mentees.

Management training programmes also focus on people development practices through an inclusive and diversity-enhancing approach. In the **Corporate and Young Community** training programmes, topics related to inclusive language in meetings and diversity management are explored, respectively.

Looking outwards, Edison participated in **TIM's Women Plus**, a platform used through app that supports women's employment and empowerment thanks to training courses, inspirational talks, mentorships and job listings, and supported the implementation of "**Energybase**," an interactive platform as part of the "Lights on Women" project designed by the Florence School of Regulation and launched in December 2022 for female professionals working in the energy, climate and sustainability sectors. The aim is to connect and create synergy among female professionals in these fields and increase their visibility by enhancing their careers or directing them towards specific paths, but also increase gender diversity in conferences, events, expert groups, research, media appearances, committees, boards and recruitment.

Also with the aim of connecting the initiatives and actors described above, together with Osservatorio R and with the participation of the Florence School of Regulation, Edison contributed to TIM's "4Weeks4Inclusion" line-up, organising the event "**Women's energy: between regulation and leadership**" dedicated to the role and skills of women and the regulatory policies supporting them in the energy sector and other industries. Thanks to the testimonies of managerial figures from different corporate realities, the topic of "gender leadership and empowerment" was explored, and the progress and future prospects in a rapidly changing working and professional context were investigated. Lastly, Edison's D&I strategy and the practical tools adopted in the company were presented.

As regards the enhancement of **gender diversity**, in 2023, 21% of total employees were women. In addition, the percentage of women in managerial roles is 23% and rises to 32% at the executive level. In terms of the Board of Directors, there are four female directors out of a total of ten, and at the level of the Board of Statutory

Auditors, there is one female auditor, with the role of Chairman, out of a total of three auditors (see the Corporate Governance Report). From the point of view of recruitment during the year, the percentage of STEM women in the Italian perimeter was 33% and on the career advancement front, 38% of those from middle manager to executive and 46% of those from office worker to middle manager were female.

In 2023, and indeed over the last three years, no instances of discrimination were reported.

The sustainability objective on the topic of **human capital development** is measured by monitoring a balanced pipeline of candidates participating in potential assessment processes (candidates for short- and long-term management positions). The index, calculated on the basis of the 2021-2023 three-year period and weighted on the percentage of women belonging to the classification levels eligible for these promotions, was also balanced in 2023 (index equal to 1.34). Added to this is the new target of 30% of female executives compared to the total number of executives by 2030.

Employability

Through continuous training on technical-digital, professional family and managerial topics, Edison supports the development of its personnel in order to guarantee their employability and expand their relevant skills to achieve business results and promote their career advancement. Particular attention is also paid to initiatives aimed at supporting diversity and inclusion and up-skilling processes and the acquisition of skills related to the use of new technologies.

In 2023, Edison provided 207,110 total training hours, for an average of 34 hours per person, delivered in person, remotely, or a combination of the two. The total cost was 13 million euros.

In addition, 88% of colleagues were involved in 2023 in the performance evaluation of the previous year. In particular, the performance management process includes "individual performance management appraisal" (management by objectives) at least yearly.

The training offer, comprehensively updated and illustrated with process guidelines, specific analytics on actual and future training hours, is as responsive as possible to the training needs of the different spirits of the company and professional and managerial levels.

The Digital Training platform **MyLA - My Learning Area**, integrated with the company intranet, is the tool that allows all colleagues to access e-learning refresher courses on compliance and HSEQ but also digital skills development (the "Cookies" webinars aimed at supporting everyday work).

The training of the commercial professionals who operate in the sale of electricity and gas of the Group is taken care of by the **Edison Market Academy** which, in 2023, created a training programme of approximately 7,000 hours. Of these, 3,700 hours had a focus on sales training (internal and external): 1,240 hours to Edison Ac-

counts / Area Managers and about 2,500 hours to external partners, Agents, Direct, Installers, Contractors, Edison Sales Points.

The **Corporate Master** in Energy Business & Utilities, accredited by ASFOR - Italian Association for Managerial Training, which has now reached its eighth year (total of 31 beneficiaries), continues to be dedicated to colleagues in development (140 in 2023), aimed at increasing the effectiveness of business actions and boosting inter-functionality through in-depth analyses of business approaches and industry dynamics.

47 training sessions were held for managers and senior managers, aimed at strengthening managerial skills consistent with Edison's leadership model (such as open-mindedness, vision, sustainable entrepreneurship, authenticity, collaboration and people development); the sessions involved more than 500 Group managers, both senior managers and middle managers, also with the aim of fostering networking and discussion on management issues.

In addition, in-person and web-based meetings of The European House - Ambrosetti Continuing Education Network on leadership issues and international training initiatives promoted by the Corporate University of the EDF Group were made available.

On the **digital skills** front, Edison promotes complementary initiatives aimed at supporting the processes of up-skilling and the acquisition of skills related to the use of new technologies and the development of digital culture, essential to support the company in the challenges of energy transformation and supporting business competitiveness and development.

At the heart of this transformation program is the **Edison Digital Academy (EDA)**, a structural initiative, launched in 2020 and developed in collaboration with Talent Garden, to oversee the continuous updating of digital skills in the company. The programme, which will continue in the two-year period 2024-2025, has involved more than 500 colleagues (about one-tenth of the company population) since its launch,

SENIOR MANAGER TRAINING

In response to managerial development needs, the Managerial Development & Rewards Function designed and organised two training campaigns for the Group's 180 Senior Managers.

INNOVATIVE AND OPENING TO CHANGE
Designed jointly with colleagues from the Business Innovation & Development Department, with the aim of presenting an overview of the main trends and organisational dynamics for managing and fostering innovation,

flanked by a focus on the tools that Senior Managers can activate to grasp and openly manage the typical dynamics of change. The training sessions were held at the Officine Edison in Milan and alternated between theoretical reflections and practical exercises, as well as testimonials from managers inside and outside our company. At the end of the course, an individual mentoring session was organised to define an action plan aimed at integrating innovation into daily management processes.

GIVING FEEDBACK TO SUPPORT PERFORMANCE AND DEVELOPMENT OF PEOPLE

It was an important complement to the evaluation skills training provided in previous years. The objective of the initiative was to share the relevance of feedback in the performance management process, consolidate the criteria that make feedback effective and purposeful, and develop the ability to define and share actions for professional development.

YOUNG COMMUNITY

The Young Community training programme aims to create moments for development and socialisation for young ITS graduates entering the Group. The 36-month course is characterised by transversal training on behavioural skills and energy issues.

The **Young Community** is renewed and grows every year with tools and workshops on various topics: for example, 2023 featured an in-depth course on energy economics, an Early Leadership Workshop and a new edition of the Edison Energy Camp with contributions from WEC (World Energy Council Italia) and the faculty of the Luiss Business School.

The moments for training and development are interspersed with socialising and networking, with fun meetings and engagement activities.

For young people leaving the Young Community, following the Potential Assessment, development paths are structured to reinforce more managerial or more professional careers (22 young people involved in 2023).



with more than 30 courses tailored to Edison's business environment. In 2023, the program provided a total of around 5,500 hours of training for colleagues from all areas of the company. The primary objective of widespread dissemination of a solid digital culture within the company, capable of generating and developing innovative initiatives in the areas in which Edison is engaged, is flanked by that of strengthening colleagues' skills in areas related to digital transformation that are considered strategic for the coming years (including big data and artificial intelligence, advanced digital technologies, agile project management and innovative product development, new organisational and leadership models). Both a physical and digital community with high employee involvement, it facilitates learning, internal contamination and the sharing of experiences, as well as the concrete application of the skills learnt to the company's projects.

In addition to the Edison Digital Academy, training on digital issues is complemented by **webinars** (including the Digital Breakfasts, informal events open to all and involving about 100 participants per event, with important external testimonials also from realities other than the company or the energy sector), communities (such as the Digital Sherpas, more than 130 colleagues dedicated to training and support in the advanced use of social collaboration tools, and the Digital Evangelists, who animate the EDA community with original content and events), and **specialised training courses** (on Cybersecurity, with the aim of protecting employees and the company from the risk of computer fraud and raising awareness on recognising suspicious digital communications, or on "Smart Working manager" with the aim of helping resource managers to coordinate their teams more effectively from a distance). Overall, there were 1,548 participants in digital training initiatives in 2023.

In order to develop in-house **innovative and entrepreneurial skills**, Edison systematically promotes the **E-DEAS** programme in its third year now, a "Call 4 Innovation" aimed at all colleagues with the dual purpose of identifying innovation ideas to be transformed into projects with high business potential and, at the same time, providing training in entrepreneurship and innovation. Over the course of three editions to date, more than 150 colleagues have actively participated in the initiative as promoters of ideas or evaluators, bringing some projects of interest explored by the Divisions.

Edison's focus on new graduates starts from selection: the structure of the talent acquisition process, in fact, aims to hire people who share Edison's values and have the energy and desire to help achieve the company's objectives.

Lastly, the promotion of **STEM skills** (Science, Technology, Engineering, Mathematics) is an issue strongly linked to employability and the preparation of new generations for the professions of the future. Being significant, both for internal and external resources, as well as an element on which to combat gender stereotypes, Edison promotes and adheres to a number of initiatives to orientate new generations on energy issues and activate virtuous and experiential paths:

- **Edison School** - www.scuolaedison.it
Currently aimed at secondary school students throughout Italy, this educational and orientation programme on the energy professions consists of both in-person activities (thanks to the 120 volunteers of Edison's Orientatori Community) and

activities on a digital platform (classroom workshops, experiments, exploratory videos, podcasts and testimonials from energy professionals), with a final Hackathon competition of the innovative projects presented by participating classes. Organised into two modules (Electricity Production and Wholesale Energy Market trades) and awarded by Confindustria as a Quality Alternation (BAQ) project, it allows to certify up to 45 hours of mandatory PTCO - Transversal Skills and Orientation Paths.

- **Scuola dei Mestieri dell'Energia**
Designed and implemented together with Aforisma School of Management, it is dedicated to the development of alternating school-work skills and the creation of subsequent employment opportunities for young people aged 14 to 29. In particular, a study cycle for the professional qualification of Plumbing Technician (12 students) and a vocational IFTS course (six diplomas) were conducted in 2023.
- **Deploy your talent**
Created by CSR Europe and developed in Italy by Fondazione Sodalitas, the project promotes collaboration between second grade secondary schools and businesses with the aim of revitalising the study of technical-scientific disciplines and overcoming the gender stereotypes that characterise them. In 2023, Edison participated for the ninth time in the Italian edition involving 19 companies and 12 secondary schools.
- **HackHer**
Multidisciplinary project of the Bridge The Gap association that brings the female gender, including secondary schools with a humanities focus, closer to the STEM world, eliminating gaps and cultural legacies that condition and limit women's access to the world of information technology. The project, which started in 2021 and is now in its fifth year, was supported by Edison in 2023 with stops in Genoa and Naples (a total of 200 girls).
- **Girls in STEM**
Initiative organised in the framework of the CCI France - Italie Chamber of Commerce's CSR Club, it proposes inspirational role model testimonies with primary and secondary school students, to show possible professional perspectives in the STEM field and encourage the choice of study paths related to scientific subjects (about 50 primary school students met by Edison between 2023 and 2024).
- **School/Enterprise System project with Elis and Valore D**
With the aim of orienting first-level secondary school students to the professions of the future in the STEM field, the project saw the company participate with six female company professionals as role models (who were specially trained in the role of career counsellors) with a total of 60 students in three online or classroom sessions.

Well-being and Work-life Balance

Despite the complexity of Edison's jobs, which may require shift work or work at customer sites wherever possible, the company promotes **flexible work models and work schedules** based on individual responsibility as a choice for organisational effectiveness, attentive to the need to **balance work and personal and family life**.

Completing the general context that characterises the ways of working in the various areas in which Edison operates are **agile working**, progressively implemented from 2018 up to today, consistently representing a structural work method (as per the 2021 and 2022 Agreement between Edison and the National Trade Union Secretariats of the Electricity, Energy and Oil and Metal-mechanics Sectors), paid leave for parenting, study, medical prevention and family assistance.

Through the **"Edison per te" welfare and people care programme**, the company also meets the personal needs of its employees with services and opportunities regarding the family – particularly for the management of children, health, sports and well-being, leisure time and savings. In 2023, around 88% of the Group's Italian employees (4,490 people) benefited from it. On average, each employee has benefited from 5.5 services.

From the point of view of beneficiary satisfaction, the overall satisfaction of the company's welfare initiatives in the last available survey was 79%. The utilisation of services offered to the corporate population in 2023 was slightly up on the previous year's utilisation. Services such as: residential campuses in Italy and abroad, and day campuses in the city for employees' children; baby-sitting services, reimbursement of education expenses and loans for school expenses, online tutoring and family assistance initiatives such as public transport concessions in Milan and Rome, the company's main urban locations; moreover, orientation services for employees' children have been introduced, both to support school choices and in their first job search after secondary school or university graduation.

To support employees in making use of the various opportunities, the following figures continue to be active and available with great success: **Welfare Coaches**, specialists dedicated to guiding the employee on-demand through listening and orientation activities, which is flanked by a new complete training, information and orientation tool on welfare through a new application platform, Euty, designed for younger populations.

Other specific areas of People Care actions were oriented towards home support for families, through the initiative **Al tuo Fianco**, which provides concrete listening support and proximity services paid for by the company, with a dedicated budget, to meet the care and specialised home care assistance needs of families.

There is also **intense activity for the children of employees**. Indeed, Edison has been sponsoring study abroad scholarships for them for many years through the Intercultura Onlus Foundation: in 2023, 21 young people were awarded a scholarship for a stay abroad lasting from one month to an entire school year. The company also activates scholastic and occupational orientation courses: overall, over 50 children of employees took part in the orientation courses for the choice of second-level secondary schools, university and work in 2023.

As every year, a **Medical prevention campaign** was also implemented, which was much appreciated and followed by employees, with diagnostic protocols of their choice, which complemented the Telemedicine and remote psychological support initiatives. Also during 2023 but through a different technical partner, opportunities were relaunched for employees to access a large national circuit of sports facilities and specialised support initiatives at a subsidised cost, to help in the definition of a customised nutrition plan.

In April, the Edison Group was also honoured by the **ONDA Foundation** (National Observatory on Women's and Gender Health) with an important award, the **Health Friendly Company** label. In particular, with the support of ONDA, a concrete support pathway for the well-being of people in the company was set up, consisting of a series of webinars and guidelines dedicated to health.

In all Group companies and in the various professional and contractual contexts, forms of supplementary social security and health care are applied as envisaged by the various CCNLs, on the basis of specific company trade union agreements. Edison held a series of training/information meetings in 2023 to support employees in their choice of supplementary pension schemes applied in the Group.

Depending on the National Collective Bargaining Agreements and the specific supplementary agreements applied in the various Italian companies of the Edison Group, employees may also have access to convertible and collectable **"Welfare Credits"** through the Edison per te platform, which can be converted into Vouchers, Services and Expense Reimbursements for the care and education of children, the care of dependent family members and local public transport expenses. All those entitled to company performance bonuses had the opportunity to convert them into welfare goods and services, with tax and contribution benefits and access to an additional on-top credit paid by Edison. In 2023, 37% of the employees covered by the energy national collective bargaining agreements (CCNL) and 42% of the employees in Energy and Environmental Service Management areas covered by the Metal-mechanics national collective bargaining agreement took advantage of this opportunity. Similarly, and independently of the Results Bonus, all colleagues to whom the Metal-mechanics CCNL applies have an annual amount in Welfare Credit.

THE EDISON AMATEUR SPORTS ASSOCIATION - PLAY

The Edison Amateur Sports Association - PLAY, founded in 2015, is registered with CONI (Italian National Olympic Committee) through its affiliation with the Sports Promotion Body CSAIn (Industry Corporate Sports Centre).

Strongly supported by Edison, which has adopted as its own the major values of sport

including team spirit, respect and integrity, the Amateur Sports Association was opened not only to colleagues but also to family members and outsiders and over the years has counted almost 1,400 members, with the registration in 2023 alone of 720 members. Over time, the calendar of sporting events proposed by the Amateur Sports Association

has gradually increased, coming to propose an impressive 110 participated events in 2023 (road and trail races, men's and women's soccer, sailing, volleyball, beach volleyball, basketball, padel, tennis, trekking and hiking).

Value for customers, local areas and sustainable economic development

REFERENCE GRIS AND SDGs

GRI

Global Reporting Initiative indicators covered by the information in this section.



SDGs



REFERENCE MATERIAL TOPICS

MATERIAL MACRO TOPIC	MATERIAL TOPIC	IMPACT	SHARE CLASS
Value creation for the local area and communities	Infrastructure systems/interventions in local areas and creating value for communities	A Energy infrastructure interference	- Potential
		E Local community dissent	- Potential
		S Acceptability of energy infrastructure	+ Actual
		E Local and national supply chain development	+ Actual
Responsible management of the supply chain	Responsible management of the supply chain	S Potential violation of human rights	- Potential
		S Sustainable supplier development	+ Actual
		E Local and national supply chain development	+ Actual
		E Continuity of energy supply	+ Actual
Service quality and focus on customers	Service quality and focus on customers	E Customer satisfaction	+ Actual
		A Climate changing emissions and at local impact	- Actual
	Sustainable mobility	A Reducing climate-altering emissions	+ Actual
		A Natural resources, ecosystems and biodiversity	+ Actual
		E Local and national supply chain development	+ Actual
	Contribution to supply diversification and energy security	S Stability and security of the energy system	+ Actual
		E Continuity of energy supply	+ Actual
	Sustainability of energy expenses for customers and competitiveness of the industrial system and public administration	S Sustainability of energy costs	+ Actual
		E Competitiveness of industrial customers	+ Actual
	Infrastructure reliability and vulnerability to cybercrime	Cybersecurity	E Cybersecurity
E Competitiveness of industrial customers			+ Actual
Infrastructure reliability and business continuity		E Cybersecurity	+ Actual

Legend Impact on A Environment S Society E Economy; + Positive Impact/ - Negative Impact

LONG-TERM GOALS

OBJECTIVES	UNIT OF MEASUREMENT	2023	TARGET TO 2025-2030
New green and offset residential offers	Offers in acquisition	100%	100%
New installers (as a vehicle for proximity, green solutions and local economic development)	Number	2,339	3,000 at 2030
Residential buildings in collective self-consumption and/or CERs	Number	62 (approx 3 MW of PV)	2,000 at 2030
Tackling energy poverty: number of consumer and community initiatives	Number	2	15 at 2025
Proximity to PA	PPP number	10	30 at 2030
Low-carbon self-production industrial customers	MW	180	500 MW by 2030
Public lighting	Number of Light Points (million)	1.3 million	2 million by 2030
Heavy duty transport and maritime mobility	NOx SOx reduction vs traditional engines	< 60% NOx < 90% SOx	< 60% NOx < 90% SOx
Local community involvement (projects for local areas)	% Poli grid scale	72%	100% at 2030
Qualified suppliers with completed ESG questionnaire	%	44%	> 95% al 2025
Suppliers entitled to access the Sustainable Procurement Academy	%	n.a.	> 95% al 2026

EDISON'S IMPACT

MAIN KPIS

YEAR	NUMBER	%	NUMBER	TEP (TOE)	BCM	NUMBER	%	%	NUMBER	%	%
2023	2,339 844	51%	62 1	34,903	105	1.3 million	21% with 4 supply sources	72%	150	98%	99.99%
2022	2,381 732		26	38,760	104	1.2 million	20% with 5 supply sources	60%		97%	99.99%
2021	1,974 674			36,237	95			53%		94%	

MAIN EVIDENCE 2023

The commitment to serving residential customers is confirmed with the expansion of proximity points; a good level of electrification of the retail portfolio has been recorded; the number of customers supported with instalment plans and other dedicated solutions is still high, confirming the quality of the business relationship. The number of collective self-consumption initiatives (condominium energy communities), the first of which have already been implemented, is also significant, as is the signal to consumers with the first solidarity CER.

The support for industrial customers is also impressive, with the increase in low-carbon self-production capacity, the growing synergy with the Public Administration, which has seen an increase in the number of PPPs, and the growing presence in municipalities throughout the country with smart lighting activities.

With regard to natural gas and green gas, the strong contribution to national energy security of 2022 remains thanks to the diversification of long-term gas supply contracts (four sources accounting for about 20% of national imports); the biomethane sold to end customers remains stable.

On the territorial front, the involvement of communities with initiatives having a socio-cultural impact continues.

The share of procurement expenditure attributable to domestic suppliers remains high, and the schedule of activities related to supply chain sustainability continues.

Monitoring and prevention with respect to cyber risk is robust, and the reliability of application system business continuity is also confirmed with respect to customers.

MAIN PROJECTS 2023

COLLECTIVE CONDOMINIUM CONSUMPTION AND DECARBONISATION OF INDUSTRIAL SITES

62 renewable energy self-consumption initiatives at the condominium level and three energy partnerships with large industries at the plant level: concrete examples of supporting residential and industrial customers on a path to decarbonisation and sustainable energy expenditure.

INITIATIVES FOR HYDROELECTRIC AREAS

Contribution to the free exhibition of the painting, stolen from Pinacoteca Ambrosiana and recently recovered, *La Madonna del Latte* by Marco d'Oggiono (painter from the Leonardo school) in the area of the historic hydroelectric power stations on the Adda River (10,000 visitors) and the Energia dell'Acqua project with

SUPPLIER CODE OF CONDUCT

A tool to safeguard against risk and a lever to extend the commitment to sustainability to the value chain, the Code of Conduct defines the principles and conduct required of suppliers in their relations with Edison with regard to climate, environment, people and value creation in the local areas.

Customer proximity, central to Edison's vision of sustainability, takes shape in the relationship of trust established through transparency, fairness and reliability that develops in a long-term partnership. With a commitment to the sustainable procurement of goods and services and the effort to accompanying and encouraging its customers, partners and suppliers on a path of sustainability towards responsible, safe and efficient production and consumption with a reduced environmental impact, also thanks to the addition of innovation, Edison contributes to improving citizens' quality of life and creating added value for its supply chain. **The communities in which Edison operates** form the core of the commitment to a shared and widespread path of sustainability, through which to build **economic and social development**, in line with **SDGs 8, 9, 11 and 12**.

These are Edison's tools of action aimed at creating value for customers, local areas and sustainable economic development: building a valuable and long-term relationship with its customers by providing accessible, quality and value-added services, also through the network of technical partners; accompanying households, businesses and the Public Administration in a path of decarbonisation and sustainable mobility that entails improving people's quality of life and increasing industrial competitiveness; adopting policies to diversify supply sources and technologies; listening to and involving stakeholders; contributing to the sustainable development of territories and communities; and, lastly, responsibly managing the supply chain.

Service quality and focus on customers

Service quality and focus on customers

Through Edison Energia, Edison Next and their subsidiaries, the company addresses all market segments (residential, small - medium business, large industrial and tertiary customers) with tailor-made solutions for the supply of electricity, gas and green gas, services for energy optimisation, decarbonisation, electrification and for the proper management of resources and waste in line with circular economy principles. The company also supports communities, local areas and public administrations along the path of energy transition, providing services for the energy efficiency of public lighting, public buildings, schools and hospitals, creating efficient and sustainable district heating networks, regenerating urban brownfield areas and transforming cities into smart, "people-friendly" places.

In 2023, the **contracts for the supply of electricity and gas** managed by Edison Energia amounted to more than **2 million** and Edison next managed and served in Italy, Spain and Poland, with over **3,700 people**, more than **70 production sites** of large industrial realities, **27 operational sites with environmental services**, more than **2,300 public** (offices, schools and hospitals) **and private facilities**, as well as **300 municipalities** with about 1.3 million lighting points managed, and 35 district heating networks.

Residential and small business customers


In 2023, **Edison Energia** exceeded 2 million contracts for residential, SME and business customers, and also supplied more than **74,430 low-carbon solutions** with a low environmental impact such as electric charges, rooftop photovoltaics, heat pumps, climate control systems and boilers, while at the same time launching the development of collective self-consumption initiatives for condominiums. The target set for 2025 to exceed 60,000 solutions sold was met early.

For the second consecutive year, in line with the sustainability goals and with the increasing environmental sensitivity of consumers, the new electricity and gas offers on the free residential market were characterised by the **supply of green energy** certified by guarantees of origin from Renewable Sources (GO) issued by the GSE - and **gas offset** through CO₂ credits, certified by primary international institutes.

The importance of the topic of **responsible consumption** was also the subject of a study carried out with Censis, "Italians and sustainability: between moderation, energy transition and well-being."

In pursuit of the goal of supporting its customers' self-consumption while simultaneously decarbonising the energy system, Edison is developing **collective self-consumption systems**, which also contribute to awareness and attention in consumption profiles, as well as to the drive towards optimising energy processes.

Edison is able to offer solutions and services that cover all household needs: from energy efficiency assistance, to photovoltaic production, to e-mobility services. To express its **closeness to customers, households and businesses**, and offer a service that is in line with the needs and contact habits of different customer profiles, Edison Energia has adopted a **multi-channel, physical and digital model**.



THIRD EDISON - CENSIS REPORT

For the third year running, in collaboration with the socio-economic research institute Censis, Edison aimed to listen to Italian families to understand their propensity towards sustainability, with a survey carried out in July 2023. The resulting study "Italians and sustainability: between moderation, energy transition and well-being" showed that energy price inflation, and the high cost of living in general, made moderation in consumption urgent and necessary. In 2023, 71.5% of Italians said they had reduced their lighting and heating consumption

by adopting energy-saving behaviour; 71.2% of respondents would continue their new sustainable lifestyle even if prices were to return to lower levels; and 64.3% of people were looking for innovative and useful services and solutions for their home and everyday life.

The price of energy is no longer the only element of interest for the national population, which is increasingly aware of its consumption and needs that are evolving towards more extensive and service-rich demands.

Indeed, the 2023 report shows that Italians' relationship with energy has great potential for development, including the willingness to adopt self-production solutions, such as energy communities.

ADVANCEMENT OF COLLECTIVE CONDOMINIUM SELF-CONSUMPTION

Collective self-consumption for condominiums represents a form of self-consumption of renewable energy created through the association of producers and consumers.

Through its sales network, Edison Energia signed **62 collective condominium self-consumption AUCs** contracts in 2023, with a potential of more than **3 MW** of photovoltaics, nine of which had already been installed, for about 0.4 MW of photovoltaics. The goal is to develop more than 450 by the end of 2025 and 2,000 by 2030 (considering residential buildings in Collec-

tive Self-consumption and/or Renewable Energy Communities). In particular, Edison Energia handles the installation and maintenance of the photovoltaic system on the condominium's roof, incurring the respective costs, while the condominiums make the roof area available, thus cooperating in the production of renewable energy for their own needs.

Energy communities and collective self-consumption can make a concrete contribution to our country's ecological transition thanks to a conscious use of energy by consumers

(for example with virtuous behaviours, with a consumption profile aligned as closely as possible with the system's production, which is visible in real time) as well as the reduction of household energy costs, with a benefit on condominium expenses estimated on average as saving the equivalent of 2-3 monthly electricity bills each year for 20 years. If the condominium member becomes an Edison customer for light/dual commodity, they will receive additional benefits in their bills, again based on the energy they self-consume.

Also by virtue of the breadth of services it offers its customers, Edison Energia relies on a **capillary network of 844 physical points and technical partners and installers** throughout the country: local businesses which are at the same time the company's proximity vehicle and bearers of low-carbon solutions. The number of technicians and installers stood at 2,339 in 2023, having reached the target the company had set for 2025 ahead of schedule: an increase of 30% compared to the 2021 baseline (equal to 1,776); this is a strengthening of the company's territorial presence and at the same time a contribution to the development of local entrepreneurship, as the installers are typically small businesses or family firms. The new target for 2030 is 3,000 installers.

With regard to **digital channels**, Edison has further strengthened its digital touch points (Private Area and App) for use by its residential customers, with the dual objective of improving the User & Customer Experience (timing, ease of interaction, specific feedback in the private area) and providing the option of managing activities relating to their supply in self and full digital mode, enabling a number of functions: switching to Edison as a supplier and signing a new contract; consulting bills; payment methods and the possibility of instalment payments; opening tickets; change of use and of power; booking appointments with local distributors, including via WhatsApp, and accepting quotes.

Edison Energia also relies on the support of external partners (contact and call centres), for which it handles training and awareness-raising of the corporate values of transparency, fairness and clarity, in order to offer accessible and quality services to its customers, with a view to quickly and effectively resolving any critical issues that may arise.

Edison Energia's **My Edison App**, designed to make it easier for residential customers to monitor their household appliance energy consumption, was awarded in the "Energy Services" category of the 2023 Product of the Year Award. The

application harnesses artificial intelligence to offer the **Edison CoCo** (Consume Less, Consume Better) service that monitors and optimises energy consumption in the home (www.edisonenergia.it/edison/casa/servizi/edison-coco). Edison was recognised again this year as **Top Contact Centre 2023/24**, ranking among the top ten companies in the energy sector.

In 2023, customer contacts mainly focused on social bonus issues during the first half of the year, with requests for compensation and reimbursement of amounts due. In the second half of the year, the issues instead focused more on the conditions and prices applied, given the approaching end of the protection market and the media prominence given to the topic in the press. In spite of telephone pressure, customer service still met the six-monthly ARERA targets.

In addition to the many services offered, Edison Energia's attention and care for customers includes support tools such as instalment and repayment plans, while to improve partners' skills in managing telephone and physical contacts with customers, several training sessions were organised to reinforce soft skills and improve communication and empathy skills with customers.

A key element in strengthening the relationship between Edison Energia and its customers is the commitment to affordable and quality services. For this reason, the company constantly monitors the satisfaction of its customers through specific KPIs of NPS and Customer Experience with improvement and innovative solutions, working to ensure high levels of satisfaction are maintained. Specifically, the NPS index (Net Promoter Score), measuring commercial relationship quality, is stably at a high level, testifying to the attentive relationship with customers.

From the point of view of new commercial actions, the commercial pressure on the entire customer base was limited thanks to advanced analytics tools that have been in place for some years now.

In addition, Edison Energia has activated the "Voluntary self-regulation protocol to prevent unrequested electricity and natural gas activations and contracts," which requires the establishment of a joint Observatory between businesses and consumer groups in order to ensure compliance with market provisions, assess the results of report monitoring and verify the measures set forth in the event of non-compliance.

Edison Energia also participates in the Settlement Service, an out-of-court protection tool established by ARERA with the Single Buyer to facilitate the settlement of disputes between customers and electricity and natural gas operators (www.arera.it/consumatori/conciliazione), to counter unfair commercial practices by its sellers. To this end, a dedicated telephone number has been set up for customers to report any market misconduct.

Furthermore, thanks to the fair settlement service, Edison Energia handles any post-complaint disputes promptly, guaranteeing consumers transparency and impartiality, at no cost and making it possible to anticipate any critical issues that may arise from the contractual relationship. ADR (Alternative Dispute Resolution), a project conducted with the CNCU (National Council of Consumers and Users) con-

sumer associations, is managed thanks to the Unified ADR Protocol of the energy sector, which sees major companies bolster and promote the tool; through the European Energy Mediators Group, of which Edison is a member, the ADR experience is destined to be promoted at European level as well.

The **dialogue with consumer associations**, carried out in parallel with discussions with a wide range of institutional stakeholders, is a central element in positioning and enhancing Edison's strategy in the public debate, as well as an example of the company's proactive approach to the market. In particular, constant dialogue with consumer associations is a strategic component of Edison's proactive approach to the market. At national level, Edison cultivates relationships of trust, listening, dialogue and project collaboration with the nineteen Associations of Consumers of the National Council of Consumers and Users (CNCU), recognised by the Ministry of Enterprises and Made in Italy, which represent a reference stakeholder for all the themes relating to the presence on the market. The working groups, local meetings with local association representatives, the thematic in-depth analysis and all of the numerous joint initiatives carried out are important occasions to gather observations and suggestions, collaborate and plan the actions to be taken in order to better respond to consumer needs.

During the course of the year, the Competition and Market Authority took a sanctioning measure following the investigation that began in December 2022, which was based on the alleged failure by numerous sales companies, including Edison Energia, to comply with the provisions of the "Aiuti Bis" Decree with regard to unilateral contract amendments, a measure adopted by the government to protect residential customers during the "escalation" phase of energy prices. The Authority notified Edison Energia of the minimum fine (5,000 euros), unlike what other operators were fined. The insignificance of the measure - supported by the extremely small number (around 800 customers) who suffered inefficiencies while awaiting the implementation of the Aiuti Bis Decree and the prompt adoption of all appropriate measures to neutralise any economic prejudice for them - attests to how the company operates in full respect of its customers and the applicable regulations, even in extremely difficult energy market contexts such as those experienced in the recent past.

Large companies and industrial customers

Through **Edison Energia, the Edison Group has been active in the supply of electricity and natural gas to manufacturing companies and the service sector since the market deregulation.** In fact, electricity and gas include about 3,000 company names and more than 80,000 withdrawal points with supplies to all the main manufacturing sectors, in particular the energy-intensive sectors (paper, steel, ceramics, glass, technical gases, chemicals), the food sector, textiles, plastics, rubber, pharmaceuticals, services (banks, telecommunications, media, large-scale retail trade, fuel distribution).

Over the years, a business model has been developed that provides flexibility in adapting purchasing patterns to consumption needs, with risk mitigation policies to protect customers from price fluctuations. Edison Energia also provides customers with tools and expertise to analyse and assess market trends, in order to better

manage the opportunities offered by contracts, which may also last several years; the latter case includes Corporate Power Purchase Agreement (PPA) type contracts, characterised by supplies from renewable source plants.

In addition to supply contracts, services relating to "Electricity and Natural Gas supply interruptibility" procedures are offered. Edison Energia is also active in the management of the UVAM (Demand-Side Response) service and the collection of surplus energy self-produced and not consumed on site by industrial companies.

The offer to manufacturing and service sector companies is completed with supplies of natural gas, biomethane, LNG and bio-LNG for fleets handling logistics and transport of raw materials and products. An example of this is the agreement concluded in December 2023 with the Arcese Group in favour of increasingly sustainable mobility (see box in the [Sustainable mobility](#)).

In the field of energy and environmental services, the Edison Group is active, through **Edison Next**, in accompanying large companies, industrial and tertiary customers on the path to energy and ecological transition thanks to a platform of services, technologies and skills that have been matured on the market for several years. Operating in more than 70 industrial sites in Italy and Spain, Edison Next acts on two fronts: on the one hand managing the customer's energy services by optimising consumption and emissions, and on the other by ensuring the competitiveness of the customer's energy expenditure.

For large companies, the issue of decarbonisation is particularly urgent and there is a strong need for sound partners that can bring the necessary expertise and investment capacity to design and implement medium-/long-term roadmaps. To achieve this goal, Edison Next adopts an end-to-end approach that starts with an understanding of the individual company's carbon footprint and the joint definition of objectives. It then defines a roadmap with the identification of the most suitable solutions, taking into account the cost-benefit ratio. Next comes the design, implementation and possible management of the interventions, with specific performance and result guarantees, and then to the monitoring of the outcomes of the interventions implemented with respect to objectives defined and possible further areas of improvement to which to address specific actions. The company provides a diversified, innovative and flexible portfolio of products and services, constructing a path for the individual customer suited to their particular needs and that balances investments characterised by a short-term return (such as photovoltaics or energy optimisation interventions) with more demanding investments with a higher decarbonisation impact, but with future returns (such as consumption electrification or green gases, hydrogen and biomethane), investment solutions around which the company is already developing several integrated projects throughout the entire value chain, from electric power generation to industry to sustainable mobility and final uses).

Edison's set itself the long-term sustainability goal to support low-carbon self-production by industrial customers, building 250 MW of new capacity by 2030 (starting in 2021, when low-carbon installed capacity was 87 MW). In 2023, with the aim of further increasing photovoltaic installations in a systematic manner over the next five years, Edison Next formed a strategic partnership with Polytec, a leading

Italian company in industrial automation, entering the company Nyox Srl, with the industrial goal of creating a consistent amount of new photovoltaic capacity in a five-year time span.

EDISON NEXT AND FOUR INDUSTRIAL CASES: MICHELIN, BARILLA, BERCO AND PASCUAL

The collaboration between Edison Next and **Michelin Italia** stems from the customer's ambitious goal of achieving climate neutrality by 2050, starting at the Cuneo plant, Michelin's largest production site in Western Europe with tyre production counting 13 million units per year.

The contract stipulated envisages the installation and management by Edison Next of a new high-efficiency trigeneration plant capable of simultaneously producing electricity, steam and water for heating and cooling, as well as the installation of photovoltaic systems and an integrated plant consisting of boilers to supply steam for tyre production, which also envisages the use of wood biomass from a short supply chain, enhancing synergies with the local area.

In this context, the proximity of Edison Next's district heating plant at the Busca site was strategic, as it is also fuelled by biomass from a local short supply chain and thus able to play an important role from a logistical point of view: Busca will be a support point for the procurement and drying of material to feed Michelin's boilers. The biomass will only come from pruning and forest maintenance, so as to safeguard the land and further contribute to the project's sustain-

ability goals. All this will cover 97% of the site's energy needs and enable the customer to have 16% of its energy from renewable sources, with a reduction in CO₂ emissions of 18,000 tonnes per year. Moreover, further solutions are being studied that also leverage the flexibility of the plants to increase the green share over time: the installation of a second woody biomass boiler and feeding the trigeneration plant with biomethane or a blend with hydrogen.

Edison Next consolidated its partnership with **Barilla** in 2023, launching a project at the Campania hub in Marcianise (CE) to modernise the trigeneration plant (installing equipment that supplies electric, thermal and cooling energy) with the latest technology. The objective is to improve the plant's performance, achieving energy savings of 20% of primary energy.

Edison Next launched a project to improve the sustainability of **Berco**, a Thyssenkrupp Group company specialising in the manufacture of components and systems for tracked earthmoving machines.

By entering into a 20-year PPA (Power Purchase Agreement) on site, the compa-

ny will be responsible for the design, construction, operation and maintenance of a ground-mounted photovoltaic plant with a capacity of approximately 7.1 MW for the Copparo (FE) site. The new photovoltaic plant will cover a total area of 96,000 square metres and will consist of 70 inverters and 11,600 PV modules, mostly mounted on single-axis tracking structures and the remainder on fixed structures. The plant will be able to produce around 11,000 MWh per year, enabling it to cover 9% of the factory's electricity needs from renewable sources.

Lastly, Edison Next Spain is working on a decarbonisation roadmap for the **Pascual** food group with the aim of making the Aranda de Duero complex and the Gurb site net zero by 2026. The partnership with Pascual began in 2014 with assumption of the operation and maintenance of energy plants and the provision of environmental services. The aim of the new project is to reduce energy, heat and water consumption through energy efficiency, circular economy and renewable energy initiatives: photovoltaics, biomethane and bioCO₂ production, water treatment, biomass and energy efficiency are some of the solutions considered.

Public Administration

In the Public Administration market segment, through **Edison Energia**, Edison supplies electricity and natural gas throughout Italy to airport, motorway and aqueduct companies and is active in Consip tenders (2023 and/or 2024) to public administrations in Puglia, Veneto and Emilia Romagna.

Moreover, on the services front **Edison Next** is present in more than 300 municipalities and manages more than 800 health facilities, more than 400 school buildings, about 1.3 million lighting points in cities such as Venice, Siena, Perugia and Naples,

as well as being present in numerous Spanish municipalities such as Madrid, Barcelona and Seville. In these cases, the company aims to become a long-term partner of the Public Administration, providing its platform of solutions characterised by a multi-product, integrated, flexible and diversified portfolio. This includes energy and environmental consultancy, solutions for energy self-production, the upgrading and efficient management of energy systems in buildings and cities, the supply of hydrogen and biomethane, sustainable mobility (electric, hydrogen and biomethane), urban regeneration, as well as environmental services. The technologies used include heat pumps, LED lighting, digital solutions and smart street lighting.

Edison Next works alongside administrations to evolve in a sustainable and intelligent manner, through smart city projects and urban regeneration projects such as district heating, which is evolving in a more sustainable direction thanks to the use of heat pumps, short chain biomass, green gas and the recovery of local thermal waste.

One example is Edison Next's acquisition in October 2023 of the existing **district heating plant** in the municipality of **Cesano Boscone**: a cogeneration plant of 1 MWe, approximately 13 MWt. The project envisages the optimisation of the plant's production, which is currently under-utilised, to serve an area consisting of public, tertiary and private users, totalling about 7,000 households (annual thermal needs of about 70 GWh), through the development of an additional 12.5 km of network as well as the introduction of thermal storage and a geothermal heat pump. The work on the new district heating network will also be an opportunity for a possible expansion of services related to the safety and intelligence of public spaces, such as traffic light systems and smart signage, monitoring the occupancy status of parking spaces and extending public lighting in areas currently not served.

Public lighting, which represents the most widespread infrastructure throughout the country, is another key element. Thanks to the advent of LED technology and digital innovations, public lighting systems are now able to guarantee high levels of efficiency and performance, while significantly reducing the environmental impact of the service, as well as being the ideal driver for the development of smart solutions for electric mobility. Projects to upgrade public lighting in the cities of Foggia, Salerno, Poggiomarino and Ruvo di Puglia were launched during the year. Work also started for the city of Venice.

In particular, the project for the **municipality of Venice** envisages energy efficiency of the public lighting systems, which will completely consist of LEDs, the traffic light systems and the electrical systems of the Municipality's buildings, in which consumption monitoring systems will also be introduced. 60,000 lighting points are involved, divided between Venice's historic centre, the island and mainland Venice, 101 traffic light junctions and about 350 buildings. The upgrading of public lighting installations will bring annual energy savings of 54%.

Edison Next also provides administrations with digital platforms for controlling and monitoring cities, traffic management systems, smart parking and smart pedestrian crossings. Edison Next combines urban planning with energy planning as well, making it possible to design initiatives that are coordinated with each other and avoid a fragmented and oversized plant scenario that causes unnecessary waste of resources.

ENHANCING THE ARTISTIC AND CULTURAL HERITAGE OF THE CITY OF MILAN

EFFICIENCY GAINS AT LA SCALA THEATRE AND CULTURAL CONNECTION

On the occasion of its 140th anniversary, Edison consolidated its historic link with La Scala by becoming a Permanent Founder of the Foundation and confirming its commitment to accompanying the Theatre on its path of decarbonisation and ecological transition.

With the aim of optimising its energy consumption and reducing its carbon footprint with a progressive decarbonisation plan for the Foundation's city venues, a digital energy model of the Theatre and the former Ansaldo Laboratories was reconstructed, including their behaviour throughout the year. The project involved a census of 1,200 rooms, more than 900 systems and the analysis of 6,000 light bulbs and is able to model consumption in relation to the days the offices are open, the number of performances, the flow of employees, artists, spectators and visitors.

From 2018 to the present, Edison Next has completed major technical works at the Teatro alla Scala Foundation's premises with the aim of making it increasingly sustainable. The efficiency works began at Museo Teatrale alla Scala with the lighting project directed by light designer Marco Filibeck; they continued at the former Ansaldo La Scala Workshops - a 20,000 square metre area used for the craftsmanship of stage set design, sculpture, carpentry, tailoring and mechanical workshops. Renovations affected the "Abanella" rehearsal room as well, which is also used for concert recordings, the foyer, the reduced gallery area and the access corridors to the stages. Lastly, Edison took care of the optimisation of the entire lighting system in the Piermarini Theatre Hall (where the performances take place), the globes decorating the parapets and the internal lighting system of the boxes and galleries of the majestic chandelier in the centre of the Theatre.

In addition, Edison has been a partner of the City of Milan and La Scala Theatre for 13 years in promoting and organising Prima Diffusa: the unique cultural event based on the values of inclusion and social innovation, leveraging culture as a tool for progress and community cohesion.

PALAZZO EDISON LIGHTING

On the occasion of the company's 140th anniversary, major cleaning and restoration work was carried out at the Edison building in Foro Buonaparte in Milan. A new lighting system was also set up, with the aim of enhancing the headquarters' architecture with elegant, highly efficient lighting that allows extremely low electricity consumption. The new system is designed to emit coloured lights and run dynamic scenarios on special occasions.



In addition to participation in public tenders, Edison Next relies on **public-private partnerships (PPP)**, as an instrument of cooperation in which private expertise and capital complement public resources, enabling new investments in infrastructure and services without burdening the administration's resources. PPPs encompass a number of contractual models, all of which are governed by the Public Contracts Code, including Project Financing, which is particularly versatile. Project Financing may be activated at the initiative of either the Public Administration or the private operator, which may submit a proposal to finance the construction of a particular public work or work of public utility, even if not present in the plans already approved by the administration, obtaining a repayment of the initial financing of the works from the cash flows deriving from the management or running of such works. The PPP instrument is of strategic importance because it can act as a driver for developing public investments, amplifying the potential of the National Recovery and Resilience Plan (NRRP) through a combination of public and private funds. By the end of 2023, Edison Next had activated 10 PPPs (including one with Milan's Teatro alla Scala, see box, and one with the city of Venice, see relevant paragraph) and the goal is to implement at least 15 by 2030.

Sustainability of Energy Expenses for Customers and Competitiveness of the Industrial System and Public Administration

In view of the significant price developments and volatility that recently occurred, Edison Energia stood by its retail customers who were faced with high energy bills during the extraordinary circumstances that arose in 2022. The company's efforts focused on providing systematic information to customers, maintaining constant dialogue through various contact channels and offering flexible payment solutions and services to reduce and optimise energy consumption.

Again in 2023, Edison activated concrete measures to support households negatively impacted by higher prices, such as the possibility of **applying bill instalment plans** - even for bills that are not yet due - with greater flexibility than provided for by the regulations, without applying interest. Courtesy notices to customers to remind them of instalment plan due dates and the extension of the period granted to non-payers provided and provide additional support. For customers experiencing hardships, Edison Energia has been willing to assess tailor-made instalment plans to meet the needs and requirements of households and small businesses (merchants and freelance professionals) and activated over **64,000 instalment plans**.

The Edison Cashback programme launched in October 2022 was again renewed in 2023; it allows both new and loyal customers to obtain discounts directly on their bills linked to certain value-added actions such as adopting the CoCo App for monitoring consumption, choosing a digital bill, and more.

From a system perspective and looking at the energy expenditure of households regardless of their contractual relationship, the company chose to enter into an alliance with the **Energy Bank** to broadly support the most vulnerable residential customers. In fact, it joined the **Manifesto for Energy Poverty** in 2022 with an initial project in Reggio Calabria, which was implemented in 2023, and decided to

contribute to the activities of the Energy Bank Foundation with a three-year commitment and membership of the Board of Directors and Steering Committee.

At the same time, particular attention was paid to the third sector during the year through direct actions, such as that with the **Food Bank** (see box below) and through the initiatives of the EOS Foundation (see box [Corporate volunteering](#)).

With reference to the industrial sector and the Public Administration, the Group not only accompanies customers in reducing their environmental impact through Edison Next, but also offers them – as extensively illustrated in the previous section – solutions aimed at increasing energy independence and making consumption more efficient, thereby contributing to the sustainability of expenditure on energy and to the competitiveness of corporate customers in the reference markets. With this objective in mind, Edison Next continued a **strategic partnership with Vodafone Business** to accelerate the digital and energy transformation of medium and large Italian companies and the Public Administration, developing scalable energy efficiency and consumption optimisation solutions. An initial result of this alliance was the launch of a solution for monitoring, controlling and improving the efficiency of the energy flows of building heating, air conditioning and ventilation, enabling companies to manage and optimise consumption and save on energy bills.

COMBATING ENERGY POVERTY: ENERGY BANK AND SOLIDARITY CER

The "Energy in the Periphery" project is an initiative promoted by the Energy Bank Foundation to support energy-vulnerable households living in the periphery of cities. The project offers direct help to the families involved through the payment of energy bills and also an important path of education and awareness on the use of energy through "Home Energy Tutors," volunteers who have been trained on responsible consumption issues and who support families in better understanding and managing their consumption. After the experience in Reggio Calabria that supported over 200 families with a commitment of 60,000 euros, Edison's support, again within the framework of the Energy Bank Foundation's projects, continues in Sardinia, specifically in the suburbs of Cagliari.

Edison will support the "Ti abbraccio" project of the Domus del Luna Foundation, which will provide support to 500 households in the area through the payment of energy bills issued by any operator and the launch of energy-saving education courses by the Home

Energy Tutors. Edison will support the project with a total contribution of 50,000 euros, of which 40,000 euros will be used to pay the electricity bills and 10,000 euros for personnel costs to support the activities.

Another initiative to support energy spending is the **solidarity energy communities**, with which the company supports third sector organisations in setting up renewable energy communities: in fact, Edison Energia provided the counter value of 2 million euros in small photovoltaic systems for the construction of solidarity energy communities to be implemented through the Energy Bank, as well as the EOS Foundation.

In particular, the first solidarity energy community, named "Le Vele," was established in 2023 at the Leonarda Vaccari Institute – a structure founded in Rome in 1936, now dedicated to individualised services for people with disabilities; it is the first CERS (renewable and solidarity energy community) built in the historic centre of the city of Rome.

Implemented also thanks to Federconsumatori Lazio, the project will aim to help reduce the institute's energy expenditure and consequently support its main mission and distribute the benefits of the incentives to CER members. The photovoltaic system Edison donated and built on the institute's roof has a capacity of just over 80 kW and the "Le Vele" CERS in Rome has been proclaimed "CER of the IFEC year" for 2023 by the CER National Conference thanks to its distinguished elements of social, economic and technological innovation. Along with the IFEC Award, CER also won the Cali Prize: a financial contribution made available by the family of Turin Polytechnic Professor Michele Cali, who passed away in 2021, and earmarked for the employment of a young graduate in the development of CER itself.

EDISON A PARTNER IN FOOD BANK'S ENERGY TRANSITION PATHWAY

Also in 2023, Edison continued to work alongside Food Bank – an association committed to fighting waste, recovering and redistributing food – in a project to accompany it towards self-production from renewable sources. In fact, Food Bank chose Edison Energia to assess the feasibility and then install six photovoltaic systems (for a total of about 160kW) on the roofs of some of the Association's offices located in different Italian regions (Parma, Genoa, Udine, Taranto, Sassari and Pescara), with the aim of optimising their energy needs, increasing their energy independence and cutting – on average by about 55% – the costs of their bills. Edison also continues to participate in the Siticibo initiative, a programme of the Food Bank Network that recovers surplus food from organised catering, to distribute it free of charge to people experiencing hardships through charitable organisations in the area. In 2023, some 3,000 ready meals were recovered in Milan through Siticibo and then distributed free of charge to families and people in poverty through partner charitable organisations. The social partnership between Edison and Food Bank began in 2005 and continues to this day. The Foro Bonaparte canteen in Milan was among the first in Italy to join the Food Bank Siticibo programme, donating surplus hot meals from the company canteen to needy city residents: more than 6,700 hot meals have been donated since 2019. Edison also donated a refrigerated van and blast chiller to Food Bank to enable the food to be transported and delivered safely.

Contribution to supply diversification and energy security

Over the years, Edison has built its gas availability portfolio by focusing on diversifying its supply sources, so as to be able to guarantee maximum supply reliability for its customers and contribute to the **country's energy security**.

In fact, with its role as importer of natural gas, Edison **meets about 20% of the national demand**. In the natural gas sector, the company carries out activities ranging from the commodity's import to its sale on the wholesale and end markets, as well as for thermoelectric uses, with a portfolio of **long-term purchase contracts diversified by country and supply route**: gas arrives in liquid form from Qatar (approx. 6.4 bcm) and crosses gas pipelines in Libya (approx. 4 bcm), Algeria (approx. 1 bcm) and Azerbaijan (approx. 1 bcm). Edison made itself completely **independent of Russian gas** in 2023, having not renewed its one-year supply contract (1 bcm expired in 2022). The gas portfolio will be enriched by a new supply route in 2025 thanks to liquid natural gas from the United States, with volumes of about 1.4 billion cubic metres per year.

Thanks to its supply portfolio and facilities, such as ships for transporting gas in liquid form, Edison was able to help contribute to resolving the emergency generated by the energy crisis of 2022, which continued in 2023, and to uncertainties in supply by maximising its natural gas imports. This is done both via pipeline and by making the most of its liquid natural gas supply contracts at strategic infrastructures for Italy, such as Adriatic LNG, the world's first **offshore regasification terminal** and the largest in service in Italy, at which Edison holds significant regasification capacity with certain LNG deliveries for national needs. Edison also subscribed to additional regasification capacity, both short- and long-term, at the Piombino and Panigaglia terminals and at the Dunkirk terminal in northern France.

Edison further contributes to the security of the Italian gas system through its storage activities, which it manages on an unbundling basis through the company Edison Stoccaggio in accordance with the regulations laid down by ARERA in the country. The company, whose activities are functional to the evolution of seasonal gas demand and to mitigate the effects of supply interruptions, is the second largest operator in the sector in Italy, with 0.9 bcm of stored natural gas and three concessions in Collalto (TV), S. Potito e Cotignola (RA) and Cellino (TE). Storage activities were particularly relevant in the energy emergency for the 2022-2023 and 2023-2024 thermal years, for which the Company was able to reach a fill rate of 100%, exceeding the levels requested by the Ministry and European Union.

In terms of transmission infrastructures, alongside the **IGB pipeline**, a Greece-Bulgaria interconnection commencing in 2022 with a capacity of 3 bcm along the "Southern Corridor", Edison – through a joint venture with the Greek operator Depa International Projects – is involved in the **EastMed-Poseidon** project. The goal is to bring up to 20 billion cubic metres of gas to Italy via a "new corridor" from the Eastern Mediterranean reserves. Designed to be hydrogen-enabled and thus consistent with the logic of national and European decarbonisation, the project has been included – as far as the EastMed section is concerned – in the EU's new list of Projects of Common Interest (PCI), defined in November 2023, and in the Repower EU Plan.

Edison is also studying the **development of synergies and partnerships** to increase and make available **green gases** in Italy, **such as bio-LNG, biomethane and hydrogen** (see the section [Low-carbon energy and green gas development](#)).

The contribution to energy security is also expressed on the power generation front, as highlighted in the paragraphs of the chapter [Climate Action](#) in the actions to increase renewable energy capacity, new state-of-the-art thermoelectric capacity and the development of the necessary flexibility tools and new low-carbon technologies.

Sustainable mobility

Edison promotes sustainable mobility with both electric and gas solutions. The solutions for **electric mobility**, suited to the different types of applications and needs of both residential and business customers, include: offering a complete range of infrastructures with different power levels to charge all types of electric vehicles, including company fleets and local public transport, an on-site and remote installation and assistance service, and innovative solutions such as a platform for managing, controlling and monitoring infrastructure and the charging service. In addition, through the Edison Plug&Go App, all electric mobility users can charge their electric vehicles at public access charging stations with interoperability agreements with Edison.

The partnership with Toyota/Lexus is proceeding, both with the electrification of all the brand's Italian dealerships and authorised service centres with AC infrastructure granted on loan for use, and with the sale to requesting dealerships of DC infrastructure and installation – one of which has already been installed at the Autotorino dealership – and more than 20 to be built. To date, more than 360 Edison Energia

charging points with public and semi-public access have been installed at Toyota/Lexus dealers and authorised centres.

Through Edison Next, Edison signed two contracts in 2023: one with DHL and the other with Norauto for electric mobility. In particular, with DHL, a world leader in logistics and transport services, Edison Next is developing the electrification of its fleet of company cars: for its Italian headquarters in Peschiera Borromeo (Milan), it has installed 30 charging infrastructures, 29 wall boxes and 1 fast charger. For Norauto, a leader in vehicle maintenance, it has installed and activated fast charging points in car parks adjacent to three sales outlets.

The expansion of the offer of **electric mobility solutions for public transport services of large metropolitan areas** is also under analysis, with integrated offers of energy and electric mobility services to local public transport operators, including on the basis of PPP public-private partnerships.

The company is also equipping its internal car park at the Foro Bonaparte site in Milan with wall boxes for recharging its electrified car fleet, which will consist of 30 units by the end of 2023. Installation activities also continue at Edison's main operating sites and in the homes of Group employees. The goal by 2030 is to have a 100% electric company fleet.

Gas solutions in gaseous form, natural gas and/or biomethane, are dedicated in particular to light vehicles (cars and vans) or local public transport (city buses) and the transport of waste, while gas solutions in liquid form, LNG/bio-LNG are mainly intended for heavy land and sea transport. In fact, sustainable mobility for **heavy duty and maritime transport** is evolving – among other things – towards the progressive replacement of traditional fossil fuels with **LNG and bio-LNG**.

To this end, Edison has launched a **liquid natural gas supply chain activity for end uses related to heavy duty and maritime transport**, ranging from procurement, transport by sea, storage in dedicated depots, distribution and delivery. Compared to traditional fuels, the use of LNG, in addition to CO₂ reductions, allows a significant reduction in environmental impact: the near-zeroing of sulphur oxides SO_x produced, the drastic reduction of nitrogen oxides NO_x (about 60% compared to diesel engines), and a very high containment of particulate matter (up to 90%).

In this second full year of commercial operation of the **Ravenna** plant (a 20,000 cubic metre storage facility commissioned in 2021), although characterised by a particularly complicated context for the sector, the number of LNG tankers loaded tripled compared to the previous year. In the period November 2022-November 2023, it is estimated that the avoided emissions of pollutants and climate-changing gases resulting from the substitution of diesel with LNG are equivalent for LNG moved from the Ravenna plant for land transport use to: sulphur oxides -0.008 t/y, nitrogen oxides -8.5 t/y, dust -0.6 t/y, consistent with the company's sustainability target of reducing NO_x and SO_x for heavy and maritime transport mobility.

Edison plans to build additional plants in Southern Italy that will enable the development of a logistics chain at the service of sustainable mobility in the area, including the Brindisi plant.

As far as **supplies to customers** are concerned, in 2023 Edison Energia delivered **biomethane** in varying proportions throughout Italy to about 450 natural gas re-fuelling stations for motor vehicles (two of which owned by Edison Energia, which has also undertaken to install compression, storage and dispensing equipment at a further 14 stations owned by customers), it supplied **LNG and bio-LNG** to 15 refuelling stations throughout Italy and is committed to developing a number of projects for the construction of refuelling plants at third-party stations. Supplies take place - through the procurement of LNG - from the Ravenna depot or from foreign terminals, and of bio-LNG from a production plant using agricultural waste and two other waste production plants, owned by Edison Next, one of which is located in southern Italy (see the section [Low-carbon energy and green gas development](#)). Negotiations are ongoing to withdraw further quantities from other producers. The collection, transport and unloading of LNG and bio-LNG takes place through specialised logistics and transport companies equipped with cryogenic tanks, which ensure that they are kept at low temperatures (approximately -150/-160 °C).

Green hydrogen blended with methane/biomethane in motor vehicles can be an important resource for improving the carbon footprint of transport with a solution that can already be used in the short-medium term and enabling the Italian car fleet, which consumes about 1 Bcm/year with more than 1,500 methane distributors, to make a gradual transition to the use of hydrogen. Edison Next was awarded funding under the NRRP tender for the construction of seven green hydrogen refuelling stations: Piacenza, Verona, Venice, around Vercelli, Frosinone and Foggia, and one inside the international airport of Milan Malpensa. All stations envisage the on-site production of green hydrogen.

ZERO-EMISSION TRANSPORT: FROM GROUPAGE TO LOGISTICS

In cooperation with **FERCAM and IVECO**, in 2023 Edison Energia developed the "**Zero Emission Groupage**" project, an innovative and scalable groupage transport service that aims to drastically reduce emissions in the Well-to-Wheel cycle by simultaneously combining several factors: state-of-the-art vehicles, biofuels, renewable energy. This is made possible by the use of LNG-fuelled heavy vehicles over long distances (Milan-Rome route) and light vehicles for distribution in the city, which can be methane (CNG) or electric vans. Edison Energia supplies - at stations agreed with Fercam - gaseous biomethane to fuel the light vehicles tasked with distribution in the city, and to refuel the heavy vehicles that cover long distances; it also supplies green electricity to cover the remaining needs with respect to

Fercam's self-production from photovoltaics. Furthermore, Edison Energia reached an agreement with the **Arcese Group**, a global logistics operator, aimed at developing increasingly sustainable mobility. In fact, the Arcese Group's fleet of trucks will be fuelled by liquid biomethane (bioLNG) from Edison Energia's network of distributors. Today, the Arcese Group fleet includes 59 LNG-fuelled vehicles which, thanks to this strategic agreement, will from now on be able to travel using biomethane.

A vehicle using this fuel contributes to a significant reduction in greenhouse gas emissions, in well-sustained percentages, as well as halving the amount of nitrogen dioxide compared to the use of diesel. In fact, bioLNG is produced through anaerobic digestion

- meaning degradation without the use of oxygen - of organic raw materials of plant or animal nature, such as agricultural waste or municipal waste, and its production is an example of the application of circular economy principles.

Finally, as regards **local public transport**, Edison Energia supplies methane and biomethane to several leading operators in the sector, such as TUA (to which it is committed to supplying biomethane), TPER and Start Romagna (operating in Abruzzo and Emilia Romagna, respectively), companies that have large bus fleets. Through this collaboration, important benefits will be achieved in terms of reducing pollutant and climate-changing emissions in the urban centres where these customers operate.

Value creation for the local area and communities

Infrastructure systems/interventions in local areas and creating value for communities

For Edison, creating value for the local area in which it operates means developing **shared solutions** with relevant players, such as local administrations, third sector organisations, citizens' associations, schools and the many stakeholders that live in local areas. The aim is also to **promote socio-economic innovation**, stimulate local entrepreneurship and foster not only direct, but also induced, employment through the activation of local suppliers and businesses. Edison constantly meets with **local stakeholders, both public and private**, also participating in discussion tables on environmental sustainability and innovation issues. The ambition is to raise awareness and train, but also to **activate virtuous paths of co-design** to respond to the needs expressed by the stakeholders themselves.

Edison and its network in Italy have a broad and varied presence: power generation plants; energy and thermal plants managed at customers' industrial sites; public (offices, schools, hospitals) and private facilities supported with energy and environmental services; public lighting networks managed in numerous municipalities; physical points of contact and sales with retail customers: partners who install solutions for residential customers, as well as local suppliers who represent valuable territorial allies.

Thanks to such an articulated and diffuse network, a strong territorial bond has been created over time that is characterised by solid and continually strengthened relationships with communities.

The commitment and nature of Edison's relations with communities and local areas is described in the "Policy for Relations with Local Areas and Communities" (see the section [Policies with an impact on sustainability areas](#)). As part of its multi-year sustainability objectives to 2030, Edison has also set a target on the **involvement of local communities** (see the section [Long-term Sustainability Goals](#)), which this year exceeded 70% of all local areas where the company is present with large-scale plants (grid scale).

An example of commitment to the creation of value for the local area, combined with the theme of urban renewal, is Edison's commitment to a project promoted by the University of Milan-Bicocca, which obtained a ministerial grant under the NRRP. **The project, called Musa**, is an opportunity to create an urban renewal workshop in the heart of Milan that will integrate energy, mobility and sustainability in the redefinition of how urban spaces are used, creating an inclusive, citizen-friendly and future-proof environment.

Generating value for the local area also means collaborating with it and supporting local culture and excellence by providing the company's know-how to support cultural institutions. With this in mind, the commitment continues alongside some national cultural excellences such as **Teatro alla Scala in Milan** (see box in the section [Service quality and customer orientation](#)) and **FAI - Fondo per l'Ambiente Italiano**.

Special attention is given to communities in the areas where Edison is present with its plants, with which specific projects were carried out and are underway.

The desire to increase interaction with schools in all energy-producing areas is also confirmed, through visits to power plants and specific training courses with the possibility of alternating school/work.

Edison has always established solid relationships and **constructive dialogues with local institutions and communities**. This open and collaborative approach is extremely important in the construction of new plants or interventions on existing ones. Edison considers environmental and social aspects holistically, in all phases of the plant life cycle, and operates in compliance with regulations – with particular reference to environmental compensation measures defined with the municipalities affected by the projects –, with transparency, with respect for protocols in relations with third parties, and maintaining economically sound management, as well as being equipped with safety and environment management systems certified according to the most relevant standards. Moreover, in relation to the challenging goal of developing renewable capacity, Edison puts increasing focus on biodiversity and landscape as elements of attention and enhancement of natural capital.

When the plants begin operating, local promotion initiatives, in the form of sponsorships and charitable donations, have been manifold and have combined local

COLLABORATION WITH FAI

Edison supports Italy's cultural institutions, such as the Fondo per l'Ambiente Italiano FAI, because it fully shares their values and believes it is fundamental to support culture and beauty.

As a responsible energy operator, it provides its expertise and technologies to **accompany FAI on a path of sustainability and decarbonisation**, enhancing energy as an enabler of progress that is not only economic and industrial, but also social and cultural. The collaboration is part of a wide-ranging partnership project that began in 2018 with the upgrading of the Fund's Milan office, La Cavallerizza in Milan.

After the first intervention, Edison intervened with "smart energy audits" in other FAI properties in Lombardy, Piedmont and Veneto: Villa Necchi Campiglio (Milan), Villa dei Vescovi (Padua), Masino Castle and Park (Turin) and Villa and Collection Panza (Vare-

se). The collaboration has become substantial over the years with various activities that trace a common path towards sustainability and more efficient resource use: energy services, electric mobility, official supply of certified renewable energy and gas and a biodiversity protection project.

The "Road to Zero" project was launched this year through Edison Next, to help to accompany FAI towards Carbon Neutrality by 2040. With "Road to Zero," Edison Next will calculate and analyse the carbon footprint of the 72 assets managed by the Foundation and define a roadmap of actions that will enable it to achieve its environmental impact reduction targets in the medium and long term, aiming for climate neutrality by 2040.

Edison is also a sponsor of the FAI Spring Days. On the occasion of this event, visitors were able to admire properties usually closed to the public, such as Milan's Palazzo

Edison and the hydroelectric power plants.

In the 2022/2023 two-year period, the collaboration also extended to activities and initiatives for the protection of biodiversity.



INITIATIVES FOR HYDROELECTRIC AREAS

Together with the Costruiamo il Futuro Foundation, in 2023 Edison contributed to the free exhibition of the painting **"La Madonna del Latte" by Marco d'Oggiono** (a painter from the Leonardo school), in Oggiono (LC), a small municipality near the historic hydroelectric power plants on the Adda River, which attracted 10,000 visitors. It is a 16th century panel that was stolen from the Pinacoteca Ambrosiana and recently recovered. In parallel with the painting's exhibition, Edison and the Foundation launched the "Energy of Water" project. 50 local schools that visited the exhibition participated in educational workshops focusing on water, renewable energy and environmental issues. In addition, a competition was organised for primary, middle and secondary schools in the area where prizes will be awarded for the best entries expressing the link between water sources, hydropower production and environmental impact.

These initiatives join others carried out in the areas hosting the hydroelectric plants, and with special reference to the younger generation and collaboration with schools,

such as:

- **"Intercultura" scholarships** to enable young students residing in the areas where the hydroelectric plants are located to live and study six months or a year abroad; from 2019 to date, 38 students (10 boys and 28 girls) in the areas where Edison is present with its power plants have benefited from these scholarships;
- **"Da Vinci 4.0" competition**, organised in collaboration with the Brescia newspaper and The Fab Lab, aimed at students at Valle Camonica secondary schools to transmit the culture of digital technology to young people through a training and design path full of resources and events during the school year, culminating in a hackathon, a challenge between students' creativity, technical skills and entrepreneurship;
- **educational pathway on biodiversity** and renaturalisation with primary and middle schools in Palestro (PV) where, through the creation of small artefacts involving the pupils and their families, they were given the opportunity to get closer to the typical flora and fauna of that river

area;

- contribution to schools for admission to **MUSIL (Museum on Hydroelectricity)** in Cedegolo (BS);
- contribution to schools for the **educational cruise on the Navigare l'Adda boat in Pizzighettone (CR)** dedicated to the themes of biodiversity, water and renewable energy. Some schools also combined the cruise with a lecture on biodiversity and a visit to the hydroelectric plant led by Edison staff: three schools involved with 129 students;
- **educational and experimental energy workshops** for primary schools in the municipalities of Piateda (SO) and Ponte in Valtellina (SO) with the collaboration of TheFabLab, as part of the 100th anniversary celebrations of the Venina power plant in Piateda (SO);
- contribution for the construction of a **hydroponic greenhouse for the middle school** in Meduno (PN).

needs of various kinds (sporting, cultural, social, educational and environmental) with Edison's Sustainability Policy.

In particular, during 2023 Edison generated and distributed value in the local areas where it is present with its power generation plants for more than 300 million euros. This value is to be considered as the sum of local taxes, royalties, concessions, rent, fees, orders to local suppliers and employee compensation. In addition, it has continued to contribute significant investments, such as the new combined cycles in Marghera (VE) and Presenzano (CE), which alone represent a cumulative investment of more than 700 million euros over the last three to four years.

In 2023, Edison earmarked approximately 6 million euros to support national activities, and 1.7 million euros at local level through sponsorships and charitable donations in accordance with an internal procedure that ensures utmost transparency in the planning, authorisation and management stages of sponsorships and charitable donations, guaranteeing the correct alignment between territorial and local support requirements and the final destination of resources.

In 2023, the Power Asset Division continued the work begun in 2022 of collecting data on a substantial number (around 50 completed forms) of cultural, educational, sporting and social sponsorships, with the aim of analysing and measuring the impacts on the territories where these projects are implemented. In 2024, the intention is to have data collected for the entirety of the Division's sponsorships and to have it officially included in the sponsorship management procedure. Indeed, it is believed that an approach to this issue that can rely on historical and recurring information and numbers can have greater recognition and effectiveness in the areas where Edison operates, leading to more objective and incisive reasoning and reflection.

The analyses carried out showed that local sponsorships contribute to the promotion of territories, allowing visitors and "community energies" to be attracted to elements of local interest; sponsorships also contribute to local cohesion, as they enable community ties to be strengthened, responding to individual and collective social needs affecting the areas of reference, thus building moments for strengthening local social capital. These activities also support the company in being perceived in the areas as an enabling actor of virtuous paths for enhancing local specificities, thus guaranteeing a recognisability and acceptability of fundamental importance for present or developing business activities.

Another important local stakeholder is represented by the network of the **Confindustria association network**. In fact, Edison is a member of 28 territorial associations of Confindustria in 17 regions, with which it maintains ongoing dialogue to define paths of collaboration and participation in working groups on issues such as energy transition and innovation, thus consolidating and expanding the Edison Group's representation in the Confindustria system as well as contributing to the development of the entrepreneurial fabric at a local level.

WORK IN MARGHERA LEVANTE (VE) AND LOCAL WORK

The total investment for the refurbishment of the Marghera Levante power plant amounted to more than 390 million euros, destined for both the highly specialised Italian industrial sector and the SME fabric.

The revamping work took place over a period of about four years (a total of 3,200,000 working hours), including the decommissioning of the old plant sections, with the involvement of 250 contractors (mostly Italian and 30% local), and in the peak phases, more than 1,000 employees on site, including direct (labourers) and indirect (supervising works) staff.



Please see the table in [Stakeholder dialogue and engagement](#) in the chapter Performance for the main initiatives conducted during 2023 on energy transition issues. A mention, however, goes to Edison's entry into **FVCMS - Fondazione Venezia Capitale Mondiale della Sostenibilità** as a co-founding member. With the participation of local industries, institutions in the Veneto region and the academic world, the Foundation aims to respond to the main problems of the lagoon city and its metropolitan surroundings by promoting a plan of action that is functional to the socio-economic revitalisation of the area, in a sustainable key. Edison will contribute in particular to the Hydrogen, Energy Transition, Venice City Campus, VeniSIA, Cultural Productions and Innovation tables.

In a year marked by a lively reflection by the sector and institutions on the development of renewable energy in the country, thanks to its many years of experience as a responsible operator, Edison also contributed, at national and European level, to the promotion of the energy sector demands for the simplification of authorisation processes for the development of new renewable capacity and the repowering of existing capacity, while at the same time enhancing the needs of the territory and communities.

Always while considering the current context, Edison recognises its responsibility to make its own contribution to the **energy awareness and culture of the communities** and players operating within them, be they companies or public bodies. In particular, in pursuing the goal of decarbonising the energy system, Edison is supporting self-consumption configurations for sharing renewable energy. More specifically, Edison is developing **Renewable Energy Communities (CERs)** and **Collective Self-Consumption Systems (AUCs)** (see box in the chapter [Service quality and customer orientation](#)), and is part of the Italian Forum of Energy Communities (IFEC) network promoted by the World Energy Council Italia and the Energy Center of the Turin Polytechnic Institute with the aim of deepening and sharing best practices in the field. The assumption is that of a "coalition" of users that, by voluntarily signing a contract, cooperates with the aim of producing, consuming and managing energy through one or more local energy plants. In both cases, for both AUCs and CER, in addition to the self-production of renewable energy, this results in awareness and attention in consumption profiles, as well as a drive towards their optimisation.

Edison offers interested parties solutions and services from the construction of renewable energy plants (photovoltaic systems) to the technical/economic management of the community itself, integrating, where possible, more advanced BIM (Building Information Modelling) and BEMS (Building Energy Management Systems) energy management technologies and monitoring consumption through state-of-the-art digital platforms. In addition, (see the chapter [Sustainability of energy expenditure](#)), Edison Energia - in particular - promotes solidarity energy communities in support of third-sector entities in the areas and communities where the Edison Group operates.

With regard to areas with a strong agricultural vocation, the **AgriGreen Fondi project in Lazio has seen the consolidation of collaboration with research bodies, local institutions and the area's agricultural entrepreneurial fabric**. The underlying agreement of 2021 between Edison and Cesab (Research Cen-

tre in Environmental Sciences and Biotechnologies) is aimed at developing a model of sustainability for farms in Piana di Fondi. The **agricultural energy community** between four pilot farms was established in 2023 and aims to achieve economic but also environmental and social benefits. Also in 2023, Edison and **Confagricoltura** signed a collaboration agreement for the development of initiatives in the field of agro-energy with the aim of increasing the production of renewable energy by Confagricoltura's members, thus contributing to the decarbonisation of the agricultural sector in line with the challenging objectives set by the European Union's agenda. The agreement will mainly focus on the development of CERs, agri-solar, agri-voltaics, biomethane/BioLNG, woody biomass for energy uses and water management. At the same time, institutional events or initiatives will be organised that can enhance the topics of common commitment, including, for example, women's entrepreneurship from an economic and social perspective.

In addition to testimonials at conferences and in-depth discussions at universities or associative contexts, initiatives to raise awareness and contribute to energy culture and sustainable development issues continue with the adherence to the **Bella Family project** in collaboration with Confconsumatori: this is an intergenerational training project to make young people in secondary schools and their families aware of the importance of adopting "smart" behaviour (digitalisation of services and greater sustainability of consumption choices) in their daily lives. Edison joins other companies (Unicredit is also a partner) in the project, which aims to bring more than 400 students, and in turn their families, from four secondary schools in Campania, Calabria, Tuscany and Sardinia closer to energy transition issues.

Responsible management of the supply chain

Responsible management of the supply chain

The Edison Group's **supply chain** is very vast and complex, made up of **3,250 suppliers** contracted in 2023, with a **total amount of 864 million euros, 98% allocated to Italian suppliers.**

The **Sustainable Procurement Policy** published in 2023 defines the principles and methods that guide and characterise Edison's actions in its relations with its supply chain, with the aim of maintaining a high level of resilience in the face of change, guaranteeing stability and durability of supply relations over time, dialogue with and involving suppliers in the process of designing goods and services from a sustainable and circular perspective, thus reducing its exposure to risk, guaranteeing efficiency/effectiveness of business activities and fuelling the development of innovative approaches.

Edison is committed to the sustainable management of its supply chain by increasingly **integrating ESG** (Environmental, Social, Governance) **criteria into its procurement processes** – qualification, tendering, contracting, and supplier performance evaluation – using a risk-based approach. The purpose of conducting an ESG Risk Assessment during 2023 on strategic suppliers was to identify relevant ESG factors so that informed and responsible decisions could be made in selecting and managing relationships with third parties.

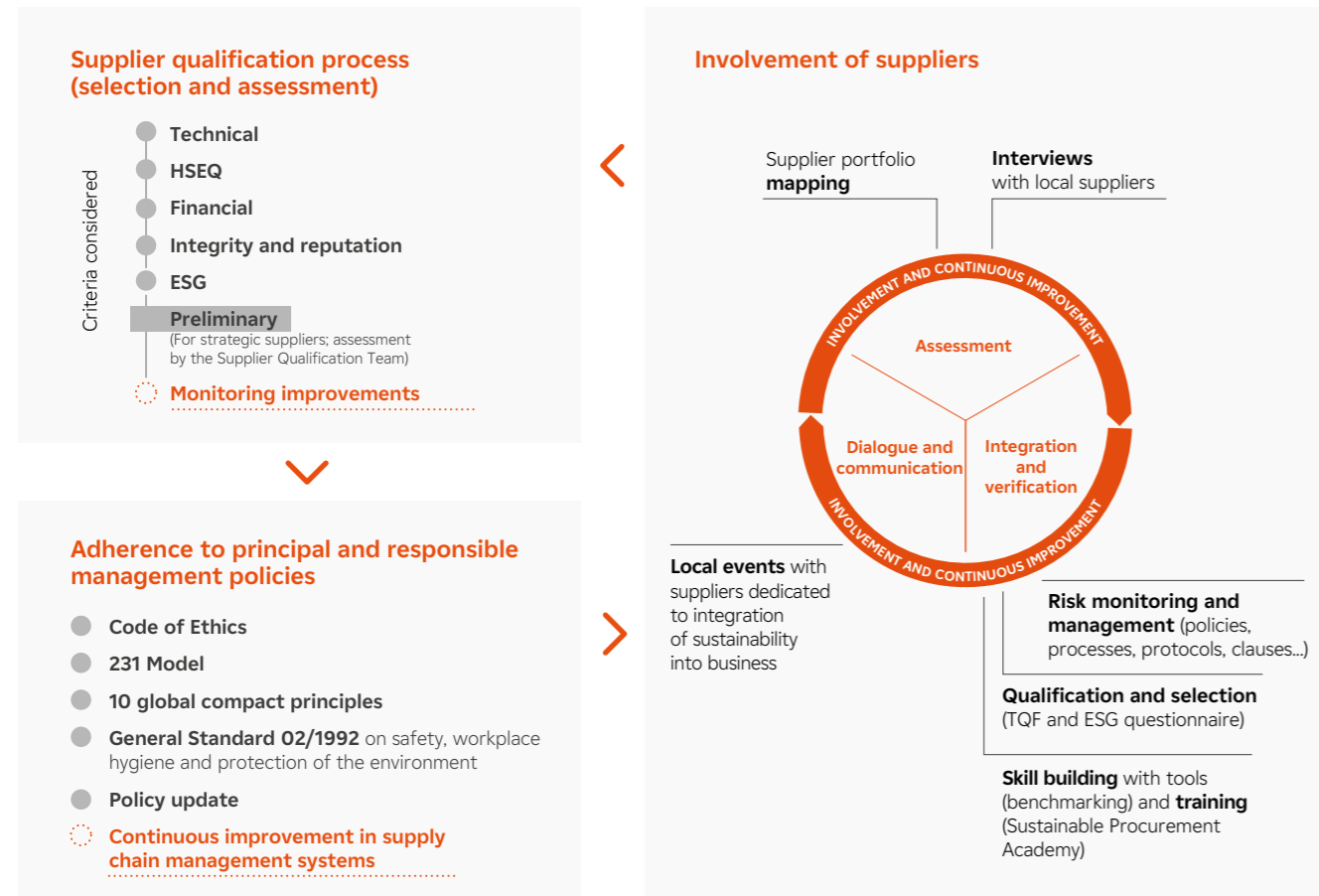
Over time, the Company has built up stable relations with its suppliers, able to create value not just in the short term but in the long term too. It is precisely the construction of long-term relationships with players in the supply chain that guarantees stability in the procurement process and also stimulates the growth of the company and the community. Particular attention is paid to so-called **local suppliers**, which in 2023 accounted for about **95%** of suppliers with whom Edison has entered into long-term agreements, in compliance with the provisions of the protocols associated with Model 231 and the Code of Ethics, and through which Edison supports the economic growth of local areas.

Edison works with suppliers that guarantee the highest health and safety standards, respect for human rights, the fight against corruption and respect for the environment, understood as necessary prerequisites for establishing a lasting collaboration relationship.

In order to verify these prerequisites, all suppliers are subjected to a prior assessment and pre-selection process, which precedes the **qualification process**. When applying, suppliers and subcontractors commit to respect Edison's principles and values by reading and accepting the 231 Model, the Code of Ethics, and from 2023, the Sustainable Procurement Policy, the Human Rights Protection Policy (see the section on [Policies with an impact on sustainability areas](#)) and the **Supplier Code of Conduct**.

EDISON'S APPROACH TO SUSTAINABLE PROCUREMENT

An evolutionary model that combines risk management with value creation with suppliers and best practice with new actions from an ESG perspective.



Furthermore, the suppliers (whether companies, freelance workers, service and performance providers) that operate at the Group sites and offices read and accept General Regulation 02/1992, which contains provisions regarding safety, workplace hygiene and protection of the environment. The broad adoption of Edison and its companies of integrated management systems (ISO 14001 and 45001) for the control of environmental and health and safety aspects allows for a systemic approach to risk management and continuous performance improvement by monitoring specific indicators (such as the injury index) and the provision of ad hoc training: **4,974 people from third-party companies related to Edison Spa contracts carried out health and safety training in 2023.**

As required by Standard 92/14, all suppliers are monitored in their performance and subject to performance evaluation (every six months for technical suppliers and

THE SUPPLIER CODE OF CONDUCT

On the path inspired by the new Corporate Sustainability Due Diligence Directive, the **Code of Conduct** is a key tool to **guard against risk and to leverage commitment to sustainability across the entire supply chain.**

Edison published its Supplier Code of Conduct in 2023, which defines the principles and behaviour required of suppliers in their relationship with Edison. The behavioural standards cover climate change, human capital and inclusion, environmental protection, and value creation in the territories; compli-

ance with them is a prerequisite for a long-term relationship with Edison. The Code applies to all suppliers from whom Edison purchases works, materials, technical-industrial products, services and performance.

once a year for commercial suppliers). The total number of suppliers who received a negative evaluation for non-compliance related to performance evaluations in 2023 was 38 out of 770 suppliers subjected to performance evaluations during the year.

The movement of Edison suppliers through the **Supplier Qualification Portal** on the company's website makes it possible to provide input to the aforementioned processes and to substantiate a structured evaluation guaranteed by the **TQF Supplier Qualification Team** (the corporate body within which, through its delegates, all the main corporate Organisational Units that use procurement processes are represented) and guided by principles of competence. The evaluation focuses on the verification of technical, ethical and judicial, safety and environmental, financial, commercial and sustainability aspects.

With regard to the last point, the supplier has been asked about all three ESG (Environmental, Social, Governance) areas since 2022, exploring in particular: the adoption of sustainability objectives and the relative reporting, the adoption of Diversity & Inclusion and human rights policies, the evaluation of its suppliers on the basis of sustainability criteria, the calculation of GHG emissions, the use of renewable energy, the commitment to research and innovation, and the use of partnerships in sustainability projects. This check is carried out through two different types of assessment characterised by different levels of depth. Specifically, Edison administers **strategic suppliers**, via a partner's specialised platform, an in-depth questionnaire of 33 questions, after which the supplier is given a summary report of its ESG profile and average sector score. During 2023, all **432 suppliers subject to qualification completed the sustainability questionnaire**, contributing to defining the informational bases on which Edison develops and makes available a path of support on sustainability issues and growth of suppliers' ESG profiles. The goal for 2025 is to have more than 95% of the qualified suppliers with a completed ESG questionnaire; this percentage was 44% at the end of 2023.

In-depth work continued to be carried out in 2023 on the **needs of suppliers in terms of sustainability**, with particular attention to local SMEs, through interviews with a significant sample of **80 suppliers** conducted with a third-party body. The result of the interviews in 2023, which are added to the 100 interviews carried out in 2022, confirm the most recurrent needs linked to training activities dedicated to sustainability issues, the need to know one's own positioning in relation to other sector companies and to achieve an ESG assessment, and support in obtaining environmental certifications.

Based on this evidence, in 2023 Edison launched the creation of a **Sustainability Procurement Academy** open to all suppliers wishing to receive training on the subject (the goal by 2026 is to enable access to it and promote the participation of more than 95% of suppliers).

Lastly, an ad hoc listening activity was set up in 2023 with specific reference to a set of **top suppliers**, i.e., large supplying companies, with whom Edison carried out one-to-one peer learning meetings on sustainable procurement issues.

Finally, engagement initiatives dedicated to the entire ecosystem of stakeholders revolving around sustainable procurement continue. The cycle of meetings "**Sustainability in the supply chain, a value shared with the territory**" started in 2022 and saw the involvement of over 80 suppliers (located in northern and central Italy), buyers and company business referents during two events held in Turin and Florence in 2023, with the aim of activating a common reflection on sustainability issues and, also thanks to the testimonies of external speakers (GCNI, Asvis) and testimonies of local companies committed to sustainability, to grow in a shared vision thanks to dialogue with the supply chain.

Infrastructure reliability and vulnerability to cybercrime

Cybersecurity

Consistent with the Edison Group's strategic development policies, which leverage digital innovation to meet customers' needs and generate more efficiency in production facilities and internal processes, Edison has adopted the **security by design approach**, which allows it to set up cybersecurity guidelines and solutions from the very inception of its projects. This approach makes it possible to better guarantee the resilience of all services that are strategic for the sectors in which Edison operates, to increase data protection and consequently the privacy of its customers, but also to nimbly update processes to respond to threats and the evolution of the types of possible attacks and risks arising from them.

The effect of cyber attacks is to compromise information systems (ICT, industrial OT and IoT systems) by making them unavailable, stealing information and altering the data stored in the systems, thus generating risks with respect to the availability of services and business processes, such as for example risks of interrupting electricity production, gas storage processes or blocking energy efficiency services, or violating the privacy of its customers, employees and suppliers personal data.

The **threats** described above are **mitigated** at Edison by adopting **tools for prevention, monitoring and multi-level analysis** of security events, **continuously updating countermeasures** and **measuring the levels of maturity**

of Cybersecurity processes based on international standards and industry best practices, in compliance with the National Cybernetic Security Perimeter (or PSNC). Some of the preventive tools used by Edison include software architectures for combating malware, processes and systems for preventive checking (by design) of vulnerability on application codes, mobile apps and dual anti-spam system to defend against attempted attacks via email.

The **control of security risks** inherent in the **supply chain** that processes data, operates systems or provides cloud-based services on behalf of Edison is also an integral part of the risk assessment and attack prevention processes.

Just as fundamental for the **prevention of security and privacy incidents** are Edison's people, who are constantly trained and informed on the issues. The educational initiatives are managed through an editorial team that develops multimedia content, traditional courses, phishing exercises and fraud and incident simulations. New systems for monitoring and reviewing security vulnerability management tools and processes were put in place for prevention purposes in 2023.

Another important multi-year programme that began in 2023 concerns the overhaul of processes, controls and software to ensure the **resilience of cloud and on-premise systems**. In particular, during the past year we focused on simplifying and revising the system for managing users and access to Edison's information system, and began reviewing processes and controls on the systems that guarantee both the saving and restoration of information.

Threat monitoring is constant, 24 hours a day, and is carried out with specialised Security Operations Centre, Cybersecurity Incident Response and Threat Intelligence services through the use of cloud platforms whose perimeter and functionalities have been extended to cope with new threats. The plan to develop and strengthen both the monitoring capacity to detect possible attacks and prevention capacity through new technologies to protect SCADA/DCS and ICS systems, as well as the review of processes to support the resilience of the IT systems (OT and IoT) deployed continues across all power generation and energy efficiency plants of the subsidiary Edison Next.

Cybersecurity is also a key issue for other strategic activities, such as the management of gas storage, the production of electricity and the marketing of related services; the objective is to monitor the relevant IT services in order to minimise system vulnerabilities and effectively deal with any external attacks. To this end, taking into account the relevant legislation and the continuous improvement strategy needed to cope with the constant spread of threats, following the process and system mapping activities carried out in 2022, **monitoring systems and services were strengthened** by introducing a new **NDR - Network Detection and Response System** to block threats and attacks on plant networks.

The organisational model of the Edison Group as concerns **personal data protection**, adopted as of May 2018 in application of Regulation 2016/679 (GDPR) calls for a central oversight position held by the Group Data Protection Officer (DPO), the first point of contact with the Data Protection Authority, and a dedicated function that, also supported where necessary by highly specialised external

expertise, guarantees the management of obligations such as the Data Processing Register, Risk Analysis, Data Protection Impact Assessment (DPIA) and Legitimate Interests Assessment (LIA), in addition to providing timely feedback on the exercise of the rights of Data Subjects, such as customers, suppliers, employees and collaborators.

The above initiatives were further implemented during 2023 (CASB and anti-intrusion systems) and have also increased the degree of security and protection of customers' data; in addition, we have developed new security features to strengthen the protection of the digital identity of customers. This is enabled by the use of tools based on behavioural algorithms that allow precise control of access to the systems and mobile Apps used by customers, as well as the customer relationship management applications used by Edison to manage processes, services and data.

For Edison's commercial companies, only one episode of data breach had been reported to the Data Protection Authority in 2022: the consequence of an IT incident, which led to the opening of a preliminary investigation by the Authority which, on 2 October 2023, deemed it necessary to carry out a specific in-depth examination during a new inspection at the company's premises and, on that occasion, a claim by a customer complaining of unlawful processing. The evidence provided enabled the company to close the inspection, for which it can be assumed that a corrective or sanctioning measure will not follow.

No data breach incidents were reported for 2023.

Compared to 2022 - a year in which new data monitoring rules had allowed the elimination of false positives previously identified by the CERT service - there was a **security alert of 1,150 cases** (compared to 702 in 2022); the change was affected by the international context that saw an increase of more than 40% in cyber attacks by criminal groups against companies in 2023, with Italy particularly hard hit by ransomware attacks.

Infrastructure reliability and business continuity

In order to ensure the reliability of its infrastructure and business continuity for its customers, including institutional customers, Edison concluded the "Go To Cloud" project. **Edison's systems and applications can leverage five green data centres powered by 100% renewable energy** so as to significantly reduce - by up to almost 90% - CO₂ emissions, while guaranteeing almost absolute reliability of the infrastructure (99.99%).

The new monitoring tools adopted and the automation of certain developed operations enable a proactive and faster response to a cyber incident. Disaster Recovery procedures were tested for both the data centre and workstation recovery services. Data are backed up regularly, with predetermined frequency and retention. Restoration procedures are also checked and updated periodically.

In addition, the first review stream of the company's **Business Continuity Plan** was completed, covering the most critical business processes and systems; the pro-

ject will continue on all other divisions of the company during 2024, with the aim of improving and ensuring more effective business continuity processes in the event of problems with information systems. The results obtained from the first stream of the project allowed the business continuity plan of the systems to be updated on the basis of new cyber risk scenarios.

As every year, with the aim of monitoring the IT services concerned and in order to minimise system vulnerabilities and effectively deal with any external attacks, **recursive tests and checks** (CyberHygiene Process&control) were carried out on ICT and industrial systems.

In addition, aware of its relevant role as an energy company, Edison carried out a simulated cyber crisis exercise in November 2023 in order to also test procedures and guidelines to ensure the management of events that impact business continuity.



Natural capital and landscape

REFERENCE GRIS AND SDGs

GRI

Global Reporting Initiative indicators covered by the information in this section.



SDGs



REFERENCE MATERIAL TOPICS

MATERIAL MACRO TOPIC	MATERIAL TOPIC	IMPACT	SHARE CLASS
Natural resources, ecosystems and biodiversity	Respect for natural resources, ecosystems and biodiversity	A Energy infrastructure interference	- Potential
		E Competition for energy use of resources	- Potential
		A Natural resources, ecosystems and biodiversity	+ Actual
		A Biodiversity and natural habitats	+ Actual
Circular economy and resource management	Circular economy and resource management	A Natural resources, ecosystems and biodiversity	+ Actual
		A Interaction of energy activities and landscape	+ Actual
Landscape	Protection of the landscape	A Interaction of energy activities and landscape	+ Actual

Legend Impact on A Environment S Society E Economy; + Positive Impact/ - Negative Impact

LONG-TERM GOALS

OBJECTIVES	UNIT OF MEASUREMENT	2023	TARGET TO 2025-2030
Biodiversity projects related to specific impact indicators (e.g., nature based)	Number of projects	3	6 at 2026
Landscape enhancement projects	Number of projects	1	3 at 2025
Water: monitoring and action plan to enhance water use best practices	l/kWh	0.3	KPI monitoring and action plan

EDISON'S IMPACT

MAIN KPIS

YEAR	%	%	NUMBER OF SITES HECTARES	l/kWh	NUMBER
2023	97% (generation and hydro > 3MW)	99.96%	31 195	0.3	4*
2022	98%				4
2021	98%				4

* Cumulative figure 2021-2023

MAIN EVIDENCE 2023

Extensive coverage of operational sites with ISO 14001 Certification is maintained, either directly or through the management system of the relevant company.

Power generation sites were re-prioritised from a biodiversity point of view, based on technology-specific indicators; a catalogue of good practices of nature-based environmental improvement measures was created in parallel.

Systemic approach to the issue of spatial regeneration and preliminary indication of the scale of remediation activities.

Commitment to monitor indicators related to water use in power generation for an upcoming definition of medium-term targets.

Launch of projects on biodiversity and landscape to be completed in 2024/2025 and consolidation of guidelines and methodol-

ogies to extend positive impacts on nature, including with specific indicators such as nature-based ones.

MAIN PROJECTS 2023

WE REGENERATE LOCAL AREAS

Digital platform aimed at disseminating issues of territorial regeneration and sustainable and circular use of resources, supported by a Scientific Committee consisting of experts from different disciplines; opening conversation channels with users to share integrated approaches that consider technological innovation, environmental sustainability and participatory processes.

NATURE-BASED MEASURES GUIDELINES

A catalogue of good nature-based environmental improvement measures, specific to each type of asset, to be used for interventions on existing or developing plants, accompanied by a guide for their selection and an outlined quantification of the commitment.

WIND NEW LIFE PROJECT

Project in partnership with leading Italian wind operators for the definition of a solution to the End of Life phase of the wind power plant value chain; starting in 2025, the goal is to recover the raw material of wind turbines that will reach the end of their life in future years.

Recognising the vital value that **ecosystems** have for the well-being of communities and for the balance of the entire planet, and in line with **SDG 15**, Edison **respects and protects natural capital** through a proactive approach that translates not only into compliance with current environmental regulations, but also the promotion of initiatives and activities aimed at protecting the environment and local species. Edison also takes care to ensure that its plants are developed consistent with landscape, perceptive and cultural values, and is committed to ensuring that the **landscape**, integrated with the theme of energy, is an element of value in the development of the local areas in which it operates.

Edison's natural capital and the landscape action tools include: respecting natural resources and reducing their consumption throughout the entire plant lifecycle, environmental monitoring to understand biodiversity and verify the impacts generated on local areas, minimising its ecological footprint also thanks to recourse to the circular economy and effective waste management, contributing to the environmental regeneration of local areas, initiatives to raise awareness and protect biodiversity as well as focus on the landscape and adopting environmental management and certification systems.

Natural resources, ecosystems and biodiversity

Respect for natural resources (water, soil, air), ecosystems and biodiversity

Respect for natural capital encompasses the preservation of ecosystems and natural resources such as the water, soil and air, which is fundamental for the health and well-being of the planet and its people.

In line with what is defined in its Health and Safety, Environment, Quality and Sustainable Energy Policy, Edison follows the **principles of a responsible energy operator** in compliance with current **environmental legislation**, complies with the requirements established during the authorisation phase for the construction of new plants or revamping, and applies its UNI EN ISO 14001 Environmental Management System or what is set out in EMAS Regulation – European Regulation 1221/2009.

In its plants and infrastructures, from the design phase to construction and then operation, up to decommissioning or conversion, it considers and manages the most significant environmental aspects, where feasible, not limited to compliance but working to always ensure the use of **B&ES (Biodiversity & Ecosystem Services) best practices** relating to waste production, noise emissions, excavated soil and rocks (ESR), electromagnetic field emissions, the use and consumption of primary water, water from excavation, washing water, sewage and wastewater, synthetic and glass fibres (FAV), storage of hazardous products use of raw ma-

terials and chemicals, atmospheric emissions, asbestos-containing materials (ACM), aligned with the Mitigation Hierarchy.

A concrete example is the development of wind power plants according to the "Guidelines for Sustainable Wind Power Plants" gained from the experience with the Envision Protocol certification.

Edison Next also supports customers in assessing and monitoring the impact of their activities by virtue of the expertise and experience it has gained in the management of monitoring systems and the analysis of environmental matrices, thermographic analysis and environmental monitoring plans for large works and industrial sites, also thanks to its laboratories specialising in organic and inorganic chemistry, microbiology and eco-toxicology, which are capable of processing 400 samples per day.

Responsible use and management of water resources

Although not comparable with agriculture – by far the most water-demanding – the energy sector is characterised by non-negligible water withdrawals (Source: European Eionet database).

Indeed, water is necessary for production processes and industrial purposes. An important figure is therefore water consumption, which measures the water used by an organisation that is no longer usable by the ecosystem or the local community in the reporting period.

In fact, Edison **withdraws water** (process water) mainly for industrial purposes and for cooling in thermoelectric generation, drawing from "non scarce" sources (sea water) as well as "scarce" sources (fresh surface water, groundwater and water for domestic use). Where the local context allowed, Edison favoured the use of treated wastewater, typically supplied by water management consortia or treated directly on site by ad hoc plants. In addition, in some thermal power plants, when possible there is heavy reliance on air cooling systems for condensing the thermal cycle steam. The water consumption for power generation in thermoelectric power generation was about 0.3 l/kWh in 2023.

Edison also constantly monitors all production sites located in areas at risk of water scarcity (water stressed areas), in order to ensure the efficient use of water resources. The mapping of production sites within these areas is carried out with reference to the "(baseline) Water Stress" conditions indicated by the World Resources Institute Aqueduct Water Risk Atlas. Of the total water withdrawn, only 10% occurs in areas of high water stress.

After internal recovery and reuse, the **wastewater discharged** from the plants is returned to surface water bodies. Discharge always occurs downstream of a treatment process that removes any pollutants present at a level that does not adversely affect the receiving water body, in compliance with the limits set by the relevant national regulations and operating authorisations.

Edison Next also ensures proper and circular water management for its industrial customers by enabling the recovery and regeneration of primary and waste water, leveraging skills and experience acquired over the years in the field of environmental services.

Moreover, water is the underlying source of hydropower production and the relationship of a responsible energy operator with it cannot but take into account its availability, dynamism and the needs of the stakeholders involved.

The water shortage of 2022, which continued in the first part of 2023, was then overcome in the course of the year with a recovery in hydropower production. However, Edison works with multiple actions to help to protect the local areas in which it is present and to safeguard the needs of local communities. In particular, as concerns the Po Valley area, in agreement with the Lombardy and Friuli Venezia Giulia Region and in keeping with Terna's requirements regarding the security and adequacy of the national electricity grid, during the year **Edison rescheduled hydroelectric energy production from its basin plants** in the Valtellina and Pordenone area, retaining water as much as possible in the first part of the year in the downstream water releases from the reservoirs, and then releasing it, in order to mitigate the serious water crisis and increase the amount of water available in the Adda, Meduna and Cellina River for use as irrigation and potable water.

Lastly, looking at the issue of water resources also in terms of quality, Edison was a partner in 2023 in the workshop "Prevention and reduction of plastics in the Mediterranean Sea: the role of energy companies" by **OME** and **ADEME** with the aim of helping to reduce plastic waste, especially short-lived plastic waste, such as packaging plastic, and prevent such waste from ending up in watercourses, the ocean and the Mediterranean basin. Underlying this is the realisation that the greater the damage done to marine and coastal areas, the more difficult it will be for these ecosystems to compensate for negative externalities and remain resilient to climate change.

Protection of soil, subsoil and groundwater

In the management of its energy plant and infrastructure construction sites, significant attention is paid to **excavated soil and rocks (ESR)**. For example, even in the "Sustainable wind power plant guidelines," the topic is of significant importance because the relative civil works involve excavation and the movement of large amounts of earth. In order to reduce the related environmental impacts, it is therefore important to strive to maximise ESR reuse, preferably within the production site, or alternatively in neighbouring areas. Another focus of attention is land occupation, an issue that is particularly significant in the construction of renewable energy plants. In the case of wind power, the complete reconstructions contribute to respecting this resource, in fact, the total replacement of the existing wind turbines, characterised by a certain obsolescence, with others - usually in smaller numbers and more technologically advanced and efficient - allows both the reuse of spaces previously used for the same function and the increase in installed power and the doubling of the electricity produced compared to the previous asset.

In the case of photovoltaics, on the other hand, Edison pays great attention to identifying industrial sites, quarries, brownfield sites or areas in need of redevelopment

as priorities in its development. It also looks with **great attention** to the **role of agrivoltaics**, which can combine electricity production with soil and vegetation maintenance. Supporting the agricultural system and the long-term profitability of farms is of course a further element of sustainability that makes this type of initiative particularly attractive. To this end, in line with PNIEC, the PNRR and the Italian objective of accelerating the country's sustainable growth path to reach the European targets at 2030 and 2050, Edison is working to identify the right approach for the company's development and implementation of this technology. The starting point is the MITE guidelines, which clarify the minimum characteristics and requirements a photovoltaic system should meet in order to be qualified as agrivoltaic. In general, the focus is on preserving the continuity of agricultural cultivation at the installation site, if not even improving its quality. Indeed, one of the greatest benefits of integrating photovoltaics and agriculture is water saving, as water requirements can sometimes be reduced due to increased soil shading, as well as being a potentially effective infrastructure for rainwater harvesting. In other words, agrivoltaics is able to create a synergy between energy, new technologies, agriculture and reducing environmental impact, also to protect local communities and their activities.

Edison strongly increased the portfolio of such projects under development in 2023 and is investing in the creation of expertise and know-how on this technology model. In particular, models of effective integration with the agricultural supply chain are being studied to increase the sustainability of such initiatives, with a strong focus on enhancing biodiversity. In addition, several memoranda of understanding have been signed with organisations, associations and research institutes aimed at the joint development of projects that could become best practices for the sector.

Edison, as the universal successor of Montedison and with a view to "responsible care", is taking charge of the environmental clean-up of numerous industrial sites not related to its current business.

In this regard, Edison is involved in remediation procedures at **31 sites** distributed over **14 geographical areas, five of which are inside Sites of National Interest (SNI)**, with characterisation, risk analysis, design, safety and remediation activities. The **total surface area** of the spaces covered by these activities is approximately **195 hectares**, less than a quarter of which is owned by Edison. In particular, in collaboration with Greenthesi and Herambiente Servizi Industriali (Hera Group), entering the capital with a control share, Edison and EdisonNext Environment set up Tre Monti, a company specialising in soil and groundwater remediation services.

This special purpose entity represents a model for the practical management and successful resolution of cases of land contamination by historic Italian industries. Tre Monti is carrying out its first interventions in the Tre Monti area of the Site of National Interest (SNI) of Bussi sul Tirino (PE) and will gradually expand its activities to other sites at the same SNI.

Tre Monti completed the thermal desorption pilot test by removing contaminants, chlorinated solvents, without soil removal, with an overall average efficiency of 97% in 2023. Based on the results obtained, shared with the Ministry and central and local technical bodies, it began the design of the full-scale intervention. In addition, more than 24,000 tonnes of waste, 75% of it non-hazardous, from past production, demolition and earth-moving operations at the nearby factory, and

dumped there before waste legislation, were removed and disposed of or treated at authorised facilities.

With a view to achieving a transparent and shared remediation process, in February 2023 Tre Monti organised, in cooperation with the municipality, a public assembly addressed to the citizens of Bussi in order to provide timely updates on the activities carried out, the authorisation process and the project objectives, but also to gather the community's requests. The opening of an art competition among schools in the municipalities belonging to the Bussi SNI was announced on the occasion, with the aim of engaging local communities in a reflection on the regeneration and enhancement of the area.

Furthermore, in July 2023 an agreement was signed between Edison and ENI concerning the industrial sites that were transferred to Enimont in 1989. In particular, the main objectives of the agreement are twofold: to put an end to a series of legal disputes between the companies on environmental liability issues related to the Enimont sites and to prevent the emergence of new similar disputes; to agree on the paradigm of mutual conduct on environmental issues related to these sites, addressing the environmental burdens resulting from historical pollution on an equal basis. The agreement represents a major turning point in the regeneration of the area and the restoration of places, such as those in question, heavily impacted by the industrialisation processes of the last century.

RIGENERIAMO IL TERRITORIO [REGENERATING THE AREA] AND DISCUSSIONS ON THE SUBJECT

The "Rigeneriamo il Territorio" digital platform activities continue, which aim to provide information about the regeneration of the territory and the circular economy, with a brief outline of how much public and private operators, research institutes and local communities can do in terms of sustainable development. The information conveyed is also meant to frame environmental problems in terms of technological opportunities and the possibility to change, with a view to contributing to rebalancing the gap between perceived and actual risk, connected - to cite just one example - to the location of waste treatment and energy production plants, which fuels "NIMBY" syndrome, favouring participatory and rational decision-making processes.

As part of the project, a Scientific Committee composed of experts from different disciplines was set up in 2023 to support the dissemination work on issues of spatial regeneration and the sustainable and circular use of resources; social channels have also been opened: Facebook, with the aim of constituting a touchpoint for direct communication with local communities, and LinkedIn, for the possibility of establishing exchange and collaboration relations with a user base made up of professionals and companies in the sector or interested in the topics dealt with.

In May 2023, the company Tre Monti organised two days of debates **"Abruzzo: from regeneration to land valorisation"** with the aim of sharing an integrated approach to land regeneration, taking into account aspects of technological innovation, environmental sustainability and participatory processes. The event included the involvement of RemTech Expo - Environmental Technological Hub (Ferrara Expo), the structure of the Extraordinary Commissioner for the implementation of the interventions necessary to comply with the regulations in force on illegal landfills in Italy, and the support of Società Chimica Bussi. Discussions were held on how to generate value for the territorial system (both from the point of view of its valorisation without compromising its environmental resources and of action to bring new value to brownfield production areas), on challenges and innovations in the field of environmental remediation from a technical, administrative and legal point of view.

Air quality protection

Alongside Edison Next's expertise in **monitoring air quality** for the construction sites of its customers' large works, the company carries out **many activities which can contribute to improved air quality**: the generation of electricity with reduced polluting emissions, the electrification of consumption, support for customers (industrial, third sector and Public Administration in decarbonisation), mobility and boosting building energy efficiency.

Aside from generating electricity from renewables, linked to the drive towards consumption electrification due to its capacity to eliminate polluting emissions, Edison continues to be dedicated to **reducing emissions in the natural gas-powered thermoelectric sector as well** (large plants as well as cogeneration for businesses, industrial customers and Public Administration) by making use of the best available technologies. In particular, the **"H" technology** adopted in the latest thermoelectric generation plants results in expected energy efficiency of more than 60% in line with the Best Available Technologies (BAT) available in the market, characterised by the reduction of nitrogen oxide (NOx) emissions by 60-70%.

The promotion of sustainable mobility, with **electric mobility** solutions as well as by favouring the **use of LNG** (to replace fuel oil, for example) for land and sea heavy duty transport makes a significant contribution towards **reducing polluting emissions**; in this regard, Edison has set itself the target of significantly decreasing sector NOx and SOx levels with respect to the fuels used in conventional engines, precisely by using the LNG managed in the supply chain of its Small Scale depots.

Furthermore, in the residential and urban realm, Edison is also making efforts at renewal and supporting the Public Administration in decarbonisation and thus is focused on themes that may influence air quality, such as:

- human powered or shared transportation (sharing, bike, scooter), electric mobility for residential customers and businesses, public transport decarbonisation (electric, biomethane and hydrogen-fuelled), which the cities of the future will necessarily have to implement on a large-scale basis;
- building energy efficiency, associated with building renovations, but also a focus on indoor pollution (confined spaces such as residences, schools, hospitals and offices where we spend up to 80-90% of our time and where the concentrations of certain pollutants can be from 2 to 5 times higher than outdoor concentrations) and public infrastructure (e.g., public lighting systems);
- green infrastructure as part of the urban fabric and an ally in mitigating the impact of air pollution (indeed, pollutants are more easily deposited on vegetation than on artificial surfaces).

Protection of ecosystems and biodiversity

The preservation of ecosystems and **biodiversity**, as well as the ecosystem services (for regulation and procurement, as well as cultural) associated with them, are fundamental to the life of the planet and the well-being of mankind. Biodiversity is defined by the Convention on Biological Diversity (CBD) as the variety of life (species and ecosystems) on earth and its different forms within their respective terrestrial and aquatic ecosystems.


In order to outline, also from a methodological point of view, its "Road to Nature," Edison finds it useful to base its reflections on actions and upcoming ambitions on the ACT-D Framework of the Natural Capital Coalition, a network of associations, organisations and companies working together to promote the inclusion of natural capital in the business world.

ACT-D brings together the various existing or emerging frameworks and suggests the following steps: assess, commit, transform, disclose.

On the ASSESS front, the activities already conducted in past years and whose results form the basis for subsequent decisions and actions were:

- **analysis of the ecological vulnerability and biodiversity risk of electricity generation plants** (over 200 thermoelectric, hydroelectric, wind and photovoltaic sites). The study conducted using an innovative methodology and in a GIS - Geographic Information System, covers a 10 km radius around plants and provides information on three levels: animal and plant species present, scientifically recognised habitats and biomes and protected natural areas. In the 55,000 square kilometres analysed, which correspond to about 18% of the Italian soil, 130,000 animal and plant species were found, of which 6% are of special conservation interest.
- **valorisation of Best B&ES Practices and Mitigation Hierarchy**, consisting of the mapping and valorisation of Edison's "best practices" with positive effects on biodiversity management and conservation. The analysis of operational procedures, environmental management systems, and policies with implications for biodiversity led to the identification of more than 30 Best Practices for the management of environmental aspects closely related to biodiversity and ecosystem services within the main processes of planning, implementation and management of assets in their life cycle (design, authorisation, construction site, operation, plant shutdown, maintenance, decommissioning). The classification of these in relation to the Mitigation Hierarchy showed a good alignment (in terms of numerosity) according to the criteria Avoidance, Mitigation, Restoration, Offset.

During 2023, activities on the ASSESS front were enriched with an **update of the methodology for prioritising electricity production sites**, for the subsequent application of mitigation and environmental improvement measures. The objective was to define an ad-hoc methodology for each of the four plant types (photovoltaic, wind, hydroelectric, thermoelectric) considering characteristic variables of the different technologies, for all Edison plants. The specificity of the variables used makes it possible to supplement the 2020 methodology - based on the measurement of biodiversity vulnerability - by taking into account elements specific to the different



GUIDELINES FOR THE APPLICATION OF NATURE-BASED ENVIRONMENTAL IMPROVEMENT MEASURES

With the aim of identifying a technical-operational and methodological approach for managing B&ES issues within its activities, in 2023 Edison undertook the development of a catalogue of good practices of Nature-Based Environmental Improvement Measures, specific by type of asset to be used for interventions on plants already developed or under development, accompanied by a guide for their selection and an outline quantification of the commitment.

More details of the activities and results include:

- Development of a catalogue of environmental mitigation and improvement measures by asset type resulting from a benchmarking of Best Practices at national and international level, and preliminary verification of their applicability with the Business Units.
- Organisation of environmental improvement actions according to the plan proposed by the Mitigation Hierarchy (avoidance, mitigation, restoration, offset) and along the project life cycle (planning, design, development, maintenance and decommissioning).
- Broad and/or parametric quantification of the necessary resources (economic and labour/skills) for the identified measures.

plants; on the one hand, this guarantees the inter-plant comparability provided by the 2020 method, and on the other hand, the intra-plant in-depth analysis guaranteed by the 2023 method, thus making the two methods valid and usable depending on the objective of a task.

In particular, the characteristics of the asset are defined by a plant coefficient that summarises its potential pressure. Some of the variables considered in defining the coefficients are: the surface area and type of plant in the case of photovoltaic plants, the number and distance between wind turbines, the ecological status of water-courses in the case of hydroelectric plants, and the year of commissioning and modernisation in the case of thermoelectric plants.

In parallel, a catalogue of **good practices of nature-based environmental improvement measures specific to each type** was produced (see box). This will allow Edison to prioritise both the location (sites) and type of its possible interventions.

This work and its continuous updating give rise, on one hand, to information and awareness-raising activities on biodiversity and the analysis approach (with materials produced for different targets: from students to adults) available to the local areas around the plants; on the other hand, the definition of both localised (sites) and possible action intervention priorities with the aim of planning and carrying out protection interventions.

For Edison, it is also important to continue co-designing biodiversity protection activities and initiatives with local organisations, also with the aim of making a synergistic contribution to increasing knowledge and raising awareness of the issue. The historic collaboration with FAI is also perfectly in line with this strategy, which for the two-year period 2022/2023, has focused on natural capital in places where art, history and the beauty of Italian heritage are enhanced together with the environment.



NATURAL LEXICON – ENERGY, BIODIVERSITY AND TERRITORIES

Natural capital was the focus of a dedicated event in 2023, "Natural Lexicon - Energy, Biodiversity and Territories" organised by Edison in collaboration with the Giangiacomo Feltrinelli Foundation to reflect on the relationship between natural capital, energy, biodiversity and climate through the voices and experiences of experts and personalities from the world of research, institutions, economics and industry. The event involved 40 participants, including Edison colleagues and stake-

holders close to the subject, as well as young researchers from the Feltrinelli Foundation. The morning was dedicated to listening to experts on the topics of natural capital, the impact of climate change on biodiversity and the circular economy. Afterwards, the afternoon was dedicated to a discussion between young researchers from Fondazione Feltrinelli and experts and enthusiasts from Edison, who had the opportunity to participate in a creative marathon with the aim of proposing

new ideas on the issues of biodiversity protection and natural capital, as well as climate change mitigation and adaptation strategies for the short, medium and long term. It was a real "call to action" that sensitised the participants at the tables so that they could become actors, in the first person, of possible change. At that time, the Sustainable Wind Power Guidelines were also presented.

The protection of ecosystems and biodiversity also involves monitoring activities. In this context, after having initiated an analysis of the effects of emissions from one of its cogeneration plants in the Turin area on the vegetation component, Edison Next involved the Primo Levi School in this project. In fact, the schoolchildren were able to visit the Mirafiori Cogeneration Plant and discuss, thanks to the support of IPLA - Institute for Wood Plants and the Environment - and CNR - National Research Centre - the importance of such activities for the protection of all life forms.

In addition to the well-established biomonitoring initiatives with bees developed at the Melfi and Stura plants, in 2023 Edison Next also launched a partnership with a climate tech company with the aim of protecting the biodiversity of its own sites and those of its customers and enhancing environmental sustainability. The **bio-diversity oases** - the one in Zinasco is currently being developed (see the section [Low-carbon energy and green gas development](#)) - monitor in particular honeybees (important insects for plant reproduction and thus for biodiversity and ecosystems, as well as bio-indicators, i.e., sentinels of the state of health of the environment) through data (temperature, humidity, weight and frequencies within the hive) that are then transmitted to a central device where they can be analysed and used to ensure the bees' health and well-being. Furthermore, using advanced sensors and machine learning algorithms, large amounts of data on species populations, habitats and ecosystems can be collected and analysed, which are then used to create a comprehensive biodiversity index, providing an accurate overview of the health and diversity of ecosystems.

Circular Economy and Resource Management

The process of transitioning to a circular economy plays a key role in meeting today's environmental challenges.

With the aim of promoting the country's sustainable energy transition, Edison is committed to researching and investing in increasingly efficient and environmentally-friendly production technologies. The path outlined for achieving ambitious decarbonisation targets requires a systemic transformation to be conducted by harnessing the group's in-house expertise to innovatively think of an asset management model that maximises competitiveness and minimises dependence on critical raw materials.

In fact, Edison is aware that in the near future, the development speed of the energy transition will be impacted by how operators manage to create a **resilient, accessible and sustainable supply chain** that takes into account global supply chains and related possible geopolitical and commercial risks, as well as effects on the cost or availability of supplies.

In order to counter the depletion of natural resources and their irrational use, **Edison applies circular economy principles**: controlling limited stocks and balancing flows of renewable resources; transforming waste into a resource; promoting system effectiveness by managing materials, products and services in a "circular" manner; and designing solutions for local sustainable development.

Within the context of its mission for environmental services, Edison Next is also involved in waste management, offering solutions that maximise **recovery** rates and the leveraging of waste. In fact, the Company manages the entire waste process, from initial identification to intermediation, from treatment to waste-to-energy and disposal, as required. All of this is thanks to the local presence of around 30 operating sites in Italy, around 80 vehicles, one waste-to-energy plant for municipal and industrial waste, two storage and two waste treatment plants and 48 temporary storage facilities, and one plant for converting the solid fraction of municipal waste into biomethane and one for its conversion into biogas (converted to biomethane).

In addition, all Edison Group companies are obliged by reference legislation to prepare practices, instructions and operating procedures that identify roles and responsibilities to ensure the proper management of the process and compliance with reference legislation (Legislative Decree 152/06 and subsequent amendments and additions), in particular for temporary storage management activities, classification, registration of waste loading and unloading operations, etc.

Also with a view to leveraging local resources, Edison Next uses **wood biomass**, a locally available material which is also from a short and sustainable supply chain, for heat generation at its industrial customers or at its district heating plants. With regard to the latter activity, the company manages more than 35 **district heating** networks. Moreover, in application of circular economy principles, in its district heating plants Edison, through Edison Next, makes use of thermal waste from industries located in the area and recovers thermal energy from the subsoil using geothermal heat pumps. Examples are the district heating plants in Barge Cerialdo,

Busca and Vernante (CN), which are mainly fuelled by wood biomass (wood chips). For other plants in the executive start-up phase, the use of woody biomasses has also been envisaged, where available, to supply (at least partially) district heating networks (Romano Di Lombardia, Borgo San Dalmazzo, Rivoli, Ciriè).

Edison Next also makes it possible to **extend the life cycle of its products and services**, thereby reducing environmental impacts and the natural resources at stake through full service contracts with its industrial customers, including ordinary, extraordinary and preventive maintenance services, emergency intervention in the event of breakdowns and real-time monitoring.

Furthermore, natural resource **monitoring**, from the design phase to end of life of its plants, and the **resulting prevention of possible harmful effects on the environment and the ecosystem**, is central for any public or private organisation. Edison Next supports its customers in the management of monitoring and analysis systems for environmental matrices (water, soil and waste), air quality and atmospheric emissions, microclimate, illumination, optical radiation and electromagnetic fields as well as noise, vibration and biological agents.

WIND NEW LIFE PROJECT

The winning project of the 2020 edition of E-DEAS – Call for Innovation that enhances the entrepreneurial and innovative ideas of employees – then called Aeolus, evolved into Wind New Life, in 2023 maintaining the objective of recovering the raw material of wind turbines that will come to the end of their life in the years to come. The initiative sees the involvement of leading Italian wind energy operators, with the aim of creating a solution to the entire End of Life phase of the wind power plant value chain. Indeed, although most wind turbines are made of materials that can be recycled, there is still a critical problem concerning the rotor blades, which are made of composites (glass and carbon fibres) that are difficult to recycle in their original form.

The actors involved, and connected to each other, are: the suppliers of wind energy, the operator responsible for waste treatment and the production of reconditioned raw materials (referred to as "Treatment Operator") and the users of these materials (who are,

for example, manufacturers of power distribution components, tools, industrial moulds, sanitary products, thermal and acoustic insulation panels). This value chain is based on the implementation of a collaborative model

based on defined roles, responsibilities and key cooperation principles. The aim is to target the start of recycling activities from the second half of 2025.



Landscape

Protection of the landscape

Landscape, an element of strong identity and recognisability in Italy, saw for the first time during the European Landscape Convention in 2000 the inclusion of social aspects in its definition: "an area, as perceived by people, whose character is the result of the action and interaction of natural and/or human factors". It is also in this sense that society identifies landscape as a catalyst for its sustainability policies linked to the creation of value in local areas.

Edison's commitment to protecting and preserving the cultural heritage and landscape is also referred to in the Code of Ethics, which includes a specific behavioural rule in the section on commitment to sustainable development and responsibility towards the community.

For this reason, for a few years now Edison has been working on an approach that focuses on the **enhancement of physical and cultural landscapes in synergy with local stakeholders**, and has begun to integrate the landscape aspect into its investment projects in a structured manner and using recognised professionals. In fact, whether the energy infrastructures are punctual (thermoelectric, photovoltaic and gas storage) or linear and distributed (hydroelectric, wind and pumping), become part of their landscapes and engage with the local areas and communities that live near or use them, helping to constitute new productive landscapes where nature and energy coexist.

It is also with a view to enhancing Italy's artistic and cultural heritage that Edison Next works alongside organisations such as the FAI (see box [FAI](#) in the section Infrastructure systems and interventions in local areas and creating value for communities) in their energy transition path and carries out artistic, architectural and landscape lighting projects for public administrations (see box [Enhancing the artistic and cultural heritage of the city of Milan](#) in the section Service quality and focus on customers) to enhance the cultural assets of the territories.

In 2023, Edison also joined the **Call to Action Join Nature** promoted by the Cariplo Foundation, pledging to support, in partnership with this organisation, the implementation of a project in 2024 for the recovery and enhancement of the abandoned terraced landscape within the Ossola protected area. The nucleus of terraces that will be recovered will contribute to creating a mosaic and network of terraced spaces that strongly characterise the landscape history of the valley.



Methodological notes

Although Edison Spa is included in the consolidated non-financial statement ("Non Financial Performance") made by the parent company EDF - Électricité de France SA, it has decided not to avail itself of the exemption set out in Article 6, paragraph 2, letter a) of Italian Legislative Decree 254/2016 (the "Decree") and to prepare its own Non-financial disclosure (NFD), in accordance with said Decree in order to ensure the appropriate and effective level of communication and transparency to the market and its stakeholders.

This consolidated NFD of Edison as at 31 December 2023 is therefore prepared in accordance with the provisions of the Decree and constitutes a separate document from the Report on Operations, but it is nonetheless an integral part of the documentation pertaining to the 2022 financial statements. The NFD is therefore to be considered a supplement that completes the Report on Operations and additional documentation regarding the financial statements.

The contents of this Document were identified through a process of materiality analysis carried out in 2023, through which material themes for Edison and its stakeholders were identified, to the extent needed to ensure an understanding of the company business, its performance, its results and its impact (see paragraph "Materiality analysis").

The reporting period runs from 1 January to 31 December 2023, the data relating to previous years are reported, where available, solely for comparative purposes in order to make it easier to understand the trend in the Group's activities.

This report has been prepared in accordance with the GRI (Global Reporting Initiative) Sustainability Reporting Standards. Finally, certain indicators provided by the Sustainability Accounting Standards Board (SASB) for the Infrastructure - Electric utilities & power generators sector were considered, where deemed applicable.

The reporting scope of the non-financial information reported in this NFD is the same as that of the Group's consolidated financial statements and consists of Edison Spa and its subsidiaries consolidated on a line-by-line basis. Edison Stocaggio Spa is also included in the NFD, which is shown separately in the financial statements in accordance with IFRS 5 as an asset held for sale.

It should also be noted that the social data are calculated with reference to the workforce as at 31/12/2023, and that where available, the figure net of Edison Stocaggio Spa has also been provided.

Any perimeter limitations are specified in the individual chapters; however, these do not limit an understanding of the Group's activities and the impact generated by the Group.

Compared to the 2022 reporting, there are no significant changes in the scope and ownership structure. In any case, please refer to the Group's Consolidated Financial Statements as at 31 December 2023 and the Report on Operations for details on these issues.

In order to correctly represent the Group's performance, the use of estimates was limited as much as possible; where use has been made of them, these are based on the best methodologies available and reported accordingly.

This document was presented for approval by Edison's Board of Directors on 12 February 2024.

This document is subject to a limited examination (limited assurance engagement according to the criteria indicated in standard ISAE 3000 Revised) by KPMG Spa. The limited review activity did not address the application of the indications provided by the SASB.

The NFD is published in the "Sustainability" section of the Company's Website (www.edison.it).

Sustainability Performance

Material topics	134
Transversal topics	139
EU Taxonomy Indicators	148
Climate Action	168
Human capital and inclusion	174
Value for customers, local areas and sustainable economic development	186
Natural capital and landscape	191
GRI Content Index	195
Report of the independent auditors	203

Material topics

Transversal topics

BUSINESS ETHICS

Doing business in compliance with the regulatory framework and ethical and moral standards, adopting practices and procedures to ensure compliance with laws and regulations in socio-economic and environmental matters, in the fight against active and passive corruption and in the approach to taxation. Activate appropriate mechanisms for reporting wrongdoing and improper conduct in business ethics (e.g. whistleblowing channels), making them available to all Group stakeholders.

PROTECTION OF HUMAN RIGHTS

Protecting and guaranteeing the respect of personal, labour and environmental protection rights related to the Group's activities, in keeping with the provisions of the Universal Declaration of Human Rights, the international commitments of the United Nations (Global Compact) and the principles enshrined in the fundamental Conventions of the International Labour Organisation (ILO).

SUSTAINABILITY IN GOVERNANCE

Integrating the approach to ESG issues and sustainability commitments within the Group's governance structure and medium- to long-term strategic objectives (Business Plan).

STAKEHOLDER DIALOGUE AND ENGAGEMENT

Establishing transparent communication with stakeholders, by means of tailor-made engagement initiatives aimed at strengthening the relationship and dialogue with major stakeholders, in order to identify and meet their expectations.

INNOVATION AND DIGITALISATION

Investing in research and the adoption of new technological solutions aimed at streamlining and expanding business activities. Harnessing technological innovation and digitalisation for optimised infrastructure management and an increasingly comprehensive and sustainable service offering.

SUSTAINABILITY IN INVESTMENTS AND FINANCE

Increasing the Group's focus on environmentally and socially sustainable financial instruments and investments that not only generate value for society but also make a contribution to protecting the planet and improving people's quality of life.

Climate Action

RENEWABLE SOURCES, LOW-CARBON ENERGY AND HELPING DECARBONISATION

Low-carbon energy and development of green gas	Supporting the energy transition and the development of low-carbon production systems. Promoting the implementation and the use of new technologies such as green hydrogen production and thermoelectric production, including through the development of the green gas supply chains and CO ₂ CCS systems. Promoting research and innovation in new generation technologies to ensure schedulable electricity production as low-carbon as possible, such as SMRs (Small Modular Reactors), also based on the needs of consumption hubs and on industrial demand.
Promotion of production and use of renewable energy and flexible solutions	Promoting the development and consumption of renewable energy through investments aimed at expanding the renewable production fleet. Strengthening energy infrastructures and promoting new balance models to respond to the unpredictable and intermittent nature of renewable sources, in order to make the system more reliable and flexible and to ensure that essential services suffer no disruptions.
Helping residential, industrial, and PA customers along their decarbonisation path	Adopting the best available technologies and promoting modernisation projects in company's plants as well as in industrial and residential customers', striving towards energy optimisation and to gradually decarbonise consumption.

CLIMATE CHANGE

GHG monitoring and actions to reduce GHG levels	Mitigating the environmental impacts on climate and implementing decarbonisation strategies by monitoring and reducing GHG emissions along the entire value chain, and develop initiatives to assess the avoided emission footprint. Identifying impacts that are generated and suffered by the Group's business activities with regard to climate change, in order to improve the resilience and adaptation capacity of its infrastructures and to actively align with international protocols.
---	--

Human capital and inclusion

WELLBEING, DEVELOPMENT AND INCLUSION

Employability	Fostering the up-skilling and re-skilling of human resources by continuously fine-tuning training activities. This secures the company's competitiveness and protects the employability of people throughout their professional life. In addition, conduct training activities to prepare the younger generation for future energy-related jobs (STEM).
Plurality and inclusion	Ensuring respect for the principles of diversity and inclusion, by combating all forms of discrimination based on political and labour union beliefs, religion, race, ethnicity, nationality, age, gender, sexual orientation, health status and in general any intimate trait of the person. Providing an inclusive and fair working environment that encourages the expression of talent and the active participation of each resource in projects and corporate life, viewing diversity as an opportunity for innovation and development through dialogue and the exchange of opinions, ideas and experiences.
Wellbeing and work-life balance	Promoting activities and initiatives that aim to provide the best possible working conditions and the wellbeing of people by offering a healthy, stimulating work environment that fosters a positive work-life balance.

HEALTH AND SAFETY AT WORK FOR EMPLOYEES AND SUPPLIERS

Health and safety in the workplace	Adopting policies, practices, management systems and training activities that aim to provide a safe workplace for both employees and external resources involved in corporate activities. Assessing health and safety risks connected with the management of plants by carrying out targeted monitoring and audit activities with a view to preventing injuries in the workplace.
------------------------------------	---

Value for customers, territories and sustainable economic development

CREATION OF VALUE FOR TERRITORIES AND COMMUNITIES

Infrastructure plants/action on infrastructure in territories and creation of value for their regions and communities	Supporting the areas in which it operates, by organising activities to engage local communities and virtuous dialogue and co-designing paths. Offering the Group's knowledge, resources and best practices in energy matters in order to generate a positive and sustainable social impact over time, with special attention to the most vulnerable categories. Raising awareness and sensitivity of communities on the importance of energy resources. (Smart cities, collective self-consumption and energy communities).
---	---

QUALITY OF SERVICE AND CUSTOMER ORIENTATION

Quality of service and customer orientation	Striving for the highest quality standards in supplying energy and ancillary services, with the aim of assisting both industrial and residential customers over time. Identifying the most effective contact channels for transparent communication, with specific indicators for measuring the satisfaction of each customer. Encouraging the active participation of customers, including through education initiatives on conscious consumption, to improve consumption efficiency and the development of value-added services.
Sustainability of energy spending for final customers and of the competitiveness of the industrial system and Public Administration	Ensuring that customers can affordably access the basic energy services (such as heating, cooling, lighting, mobility and electricity) for a decent standard of living. Supporting industrial customers in finding optimal technical decarbonisation solutions and simultaneously developing projects, technologies and operating methods compatible with the competitiveness of the industrial system.
Sustainable mobility	Promoting sustainable mobility solutions, by phasing out traditional fossil fuels and replacing them with LNG (liquefied natural gas) and e-mobility concepts. Strengthening and enhancing access to services supporting the deployment of a sustainable mobility network, both in terms of land and maritime transport.
Helping diversification of supply	Conducting reviews and risk assessments of raw material supply activities (particularly natural gas and LNG), with reference to any shortage or disruption of the latter. In relation to this, adopting supply diversification policies.

RELIABILITY OF INFRASTRUCTURES AND VULNERABILITY TO CYBERCRIME

Reliability of infrastructure and business continuity	Efficiently manage the Group's infrastructures by promoting innovation, preventive maintenance and continuous monitoring of operations, increasing the security and reliability of assets. Develop emergency management plans, from a business continuity perspective, aimed at preventing and/or mitigating potential internal and external risk factors that might jeopardise the continuity of the services provided.
Cybersecurity	Adopt practices and policies aimed at protecting cybersecurity, in particular of sensitive data and information provided by various stakeholders, in compliance with privacy and cybersecurity laws and regulations, also in light of the increasing digitalisation and computerisation of products and services.

RESPONSIBLE MANAGEMENT OF THE SUPPLY CHAIN

Responsible management of the supply chain	Adopt business partner selection policies based on fair and transparent processes, integrating sustainability criteria into responsible supply chain management, with particular reference to environmental and social aspects. Conduct activities to support suppliers in a path of sustainability and value creation for the entire supply chain.
--	---

Natural capital and landscape

NATURAL RESOURCES, ECOSYSTEMS AND BIODIVERSITY

Circular economy and resource management	Promoting circular economy activities, extending the life cycle of its assets, recovering waste through effective management and efficient consumption of available natural resources, including with a focus on reducing reliance on critical materials. Managing business-related waste responsibly, fostering a corporate culture aimed at correct and responsible waste management, promoting methods and practices such as reuse, sorting and recycling of waste.
Respect for natural resources (water, soil, air), ecosystems and biodiversity	Managing water resources responsibly and efficiently (including in energy generation and industrial uses) and devising strategies to cut water use. Monitoring the quality of water discharges and putting in place actions to improve their chemical, physical and biological quality. Embedding soil, subsoil, groundwater and marine water protection policies in operational activities and promoting air quality control activities. Promoting initiatives and activities to protect the environment, animal and plant species present, as well as initiatives that foster urban regeneration by mapping, conserving and valuing the biodiversity of the territories in which the Group's plants or sites are located, with a view to proactively protecting biodiversity.

LANDSCAPE

Landscape protection	Promoting the development of policies to protect a balanced relationship between human activity and the landscape. Building facilities in balance with landscape, perceptual and cultural values.
----------------------	---

Edison's material themes and the related extra-financial risks

AREA OF LEGISLATIVE DECREE 254	MATERIAL TOPICS OF 2023 NFD	RISKS
Environmental aspects	Low-carbon energy and green gas development	Risks for not achieving sustainability and industrial targets and for delays/difficulties in the construction and management of new plants Risks related to the national and international economic and political context Operational risks Risks related to climate change Market risks connected to the energy transition Risks related to opposition from local communities to infrastructure construction
	Promoting the production and use of renewable energy and flexibility solution	Risks for not achieving sustainability and industrial targets and for delays/difficulties in the construction and management of new plants Operational risks and non-compliance risks Risks related to the national and international economic and political context Risks related to climate change Market risks connected to the energy transition Risks related to opposition from local communities to infrastructure construction Risk of delays or additional costs in the supply chain
	Accompanying residential and industrial customers and PA to decarbonization	Risks of profitability and growth in integrated services Market risks connected to the energy transition Risks related to the security of data, information technology network, and production sites Risks related to the national and international economic and political context Reputational risks Operational risks and non-compliance risks
	Monitoring and actions for reduction of GHG emissions	Risks related to the effectiveness of climate action Risks for not achieving sustainability targets Risks related to the national and international economic and political context Reputational risks
	Circular Economy and resources management	Reputational risks Operational risks and non-compliance risks Risks related to opposition from local communities to infrastructure construction Risks related to the national and international economic and political context
	Respect for natural resources (water, soil, air) ecosystem and biodiversity	Reputational risks Operational risks and non-compliance risks
	Protection of Landscape	Risks related to opposition from local communities to infrastructure construction Reputational risks Operational risks and non-compliance risks Risks linked to achieving renewable energy source (RES) development goals
	Sustainable Mobility	Reputational risks Operational risks and non-compliance risks Risks of opposition to infrastructure from local communities Risks related to the national and international economic and political context Market risks connected to the energy transition Risks related to climate change

Transversal topics

Internal Control and Risk Management System

Internal auditing

	2021	2022	2023
NUMBER OF AUDITS CONDUCTED	21	24	18
By business area			
Staff Corporate and Technical Central Divisions	•	•	•
Gas Assets Division	•	•	•
Gas & Power Portfolio Management & Optimization Division	•	•	•
Power Asset Division	•	•	•
Gas & Power Market Division	•	•	•
Energy & Environmental Services Market Division	•	•	•
By area			
231 Model Compliance	•	•	•
262 Model Compliance & TCF - Tax Control Framework	•	•	•
Privacy	•	•	•
Security and ICT infrastructure	•	•	•
HSE	•	•	-
Sustainability ESG - Environment, Social, Governance	-	-	•
Contract management	-	•	•
Purchasing - suppliers (Supply chain)	•	•	•
Investment projects and Merger & Acquisition	-	-	•
Other processes in Finance	•	•	•
HR management	•	•	•
Central processes for technical support (es. Engineering, Research & Development)	•	•	•
Other specific processes - Staff Corporate	•	•	•

The table shows the areas covered by Audit interventions carried out in the reporting period 2021-2023. It should be noted that an Audit intervention may cover several areas depending on the nature and scope of the planned activity.

Reports received through whistleblowing channels

	2021	2022	2023
Total Reports Received	12	15	18
Reports not processable due to absence of elements	0	0	7
Closed reports	11	15	9
- of which not confirmed	10	8	5
Reports under examination	1	0	2

Aspects relating to personnel	Employability	Risks related to the sustainability of organizational models Risk related to the attraction and retention of new talents Risk related to the maintenance and development of skills Risk of non-compliance and unethical behavior Risk related to employee motivation and engagement
	Plurality and Inclusion	Risk of non-compliance and unethical behavior Risk related to employee motivation and engagement Risk related to the attraction and integration of new talents
	Wellbeing and work-life balance	Risk related to employee motivation and engagement Risk related to the attraction and integration of new talents Risks related to the sustainability of organizational models
Social aspects	Service Quality and focus on customer	Risks related to the national and international economic and political context Market risks connected to the energy transition Risks of profitability and growth in integrated services Operational risks and non-compliance risks Risks related to the security of data, information technology network, and production sites Reputational risks
	Sustainability of the cost of energy for customers and competitiveness of the industrial system	Risks related to the national and international economic and political context Reputational risks Market risks connected to the energy transition
	Contribution to security of supply	Risks related to the national and international economic and political context Market risks connected to the energy transition Operational risks Risks related to delays or extra costs in the supply chain
	Innovation and Digitalization	Risks linked to the sustainability of organizational models Risk related to the attraction and retention of new talents Risks related to the adequacy of ICT solutions
	Stakeholder Dialogue and engagement	Reputational risk
	Sustainability in Investment and Finance	Risks related to the national and international economic and political context Risks linked to the achievement of renewable energy source (RES) development goals Market risks connected to the energy transition Reputational risks
	Infrastructural systems/interventions in the territories and creation of value for communities	Risks related to opposition from local communities to infrastructure construction Reputational risks Operational risks
	Infrastructure reliability and business continuity	Reputational risks Market risks connected to the energy transition Risks related to the Italian economic and political context Operational risks Risks related to extreme weather events Risks related to the security of data, information technology network, and production sites
	Cybersecurity	Risks related to the adequacy of ICT solutions Operational risks Reputational risks Risks related to the Italian economic and political context
	Responsible management of the supply chain	Operational risks Risks of non-compliance and unethical behavior Reputational risks
Health and safety	Health and safety	Risks related to health and safety Risks related to extreme and catastrophic events Risk of non-compliance and unethical behavior Operational risks
Fight against active and passive corruption	Business Ethics	Risk of non-compliance and unethical behavior
	Sustainability in Governance	Risks related to the sustainability of organizational models Risks of non-compliance
Human rights	Human rights	Risk of non-compliance and unethical behavior

Prevention of active and passive corruption

GRI 205-2 Total number and percentage of members of the governance body to whom the organization's anticorruption policies and procedures were communicated*

	2021	2022	2023
Members of the governance body who received communication	9	10	10
Total members of the governance body	9	10	10
% communication	100%	100%	100%

* The data refers to the composition of the Board of Directors.

GRI 205-2 Total number and percentage of employees to whom the organization's anti-corruption policies, D. Lgs. 231/01, ethic code trafficking illicit influences were communicated divided by employee category

	2021	2022	2023*
Managers who received communication	191	209	216
Total managers	191	209	216
% communication	100%	100%	100%
Middle managers who received communication	745	819	902
Total middle managers	745	819	902
% communication	100%	100%	100%
Office staff who received communication	2,093	2,411	2,498
Total office staff	2,093	2,411	2,498
% communication	100%	100%	100%
Production staff who received communication	1,889	2,379	2,398
Total production staff	1,889	2,379	2,398
% communication	100%	100%	100%
Employees who received communication	4,918	5,818	6,014
Total employees	4,918	5,818	6,014
% communication	100%	100%	100%

* During 2023, the Model 231 and the Code of Ethics were updated. This update was communicated to all employees through a specific Organisational Communication signed by the CEO and published on the website.

Please note that the anti-corruption policies and procedures are published on the company intranet.

GRI 205-2 Total number and percentage of members of the governance body who received training on anti-corruption, broken down by employee category

	2021	2022	2023*
Members of the governance body who received training*	0	9	0
Total members of the governance body	9	10	10
% participation	0%	90%	0%

* It should be noted that the training for members of the governing body took place in 2022.

GRI 205-2 Total number and percentage of employees who received training on anti-corruption, Legislative Decree 231/01, Code of Ethics, trafficking of illicit influences broken down by employee category

	2021	2022*	2023**
Managers who received training	79	59	47
Total managers	191	209	216
% participation	41%	28%	22%
Middle managers who received training	388	333	276
Total middle managers	745	819	902
% participation	52%	41%	31%
Office staff who received training	1,167	1,182	854
Total office staff	2,093	2,411	2,498
% participation	56%	49%	34%
Production staff who received training	454	743	702
Total production staff	1,889	2,379	2,398
% participation	24%	31%	29%
Employees who received training	2,088	2,317	1,879
Total employees	4,918	5,818	6,014
% participation	42%	40%	31%

* The data for 2022 reflects the change in scope at the acquisition of Citelum and Sistol.

** Please note that for Edison Stocaggio, 5 managers and 12 workers received training on anti-corruption, Legislative Decree 231/01, the Code of Ethics and trafficking in unlawful influence during 2023.

GRI 205-3 Confirmed incidents of corruption and actions taken

	2021	2022	2023
Total number of confirmed incidents of corruption	0	0	0
Total number of confirmed incidents in which employees were dismissed or disciplined for corruption	0	0	0
Total number of confirmed incidents when contracts with business partners were terminated or not renewed due to violations related to corruption	0	0	0
Dismissed incidents for absence of elements or not true	0	1	0

GRI 415-1 Political contributions


	2021	2022	2023
Total monetary value of financial and in-kind political contribution made directly and indirectly	0	0	0

Long - term sustainability goals: final balance 2023 integration*

	UM	2021	2022	2023	TARGET
Residential customers with low-carbon solutions	% vs acquired customers 2021 (baseline: 27,854)	31,422	51,578 (+85%)	74,430	Doubling at 2025
New sustainable businesses (Hz, urban regeneration...)	CAPEX value of initiatives (Millions of euros)	0	23.5	40.5	100M€ at 2030

* To complete the table of long-term sustainability goals given in the text, the 2023 performance of the targets that have been replaced to align with the 2030 development strategy and the 2040 ambitions are shown. In particular:
 - with regard to customer orientation, the target of low-carbon solutions for residential buildings - achieved in advance - has been replaced with a new target of 2,000 buildings in collective self-consumption or CERs
 - with regard to sustainability in investments, the target for sustainable new business - well advanced towards the target - was replaced with a company-wide target for Investments 2023-2030 aligned with the SDGs

Stakeholder dialogue and engagement

STAKEHOLDERS	ENGAGEMENT METHODS	MAIN ENGAGEMENT ACTIVITIES CARRIED OUT IN 2023
 <p>ASSOCIATIONS</p> <ul style="list-style-type: none"> Local and national trade associations European and international trade associations Organisations promoting sustainable development 	<ul style="list-style-type: none"> Members of governing bodies Contribution to regulatory insights Participation in studies and initiatives Round tables, events, seminars and webinars Support for initiatives 	<ul style="list-style-type: none"> ARERA: contributions to consultations with relevant associations, supporting the issuance of regulatory measures Globe Italia: public seminars on topical issues for Edison with the involvement of institutional representatives Participation in the Elettricità Futura Annual Meeting Proxigas: participation in working groups set up within the association on specific regulatory or normative issues GIÉ (Gas Infrastructures Europe) and SPE (Society of Petroleum Engineers): participation in events and round tables on the role of storage and on European states' strategies for dealing with the energy crisis Eurogas/Assocostieri: support for the association's actions on sustainable mobility issues Icom: participation in institutional and association working tables on energy issues Confagricoltura: Edison - Confagricoltura agreement for the development of agrisolara, agrivoltaic Renewable Energy Communities, water resource management and bioling/biomethane, biomass Wec Italia: WEC Mediterranean project: cross-regional collaboration in the Mediterranean region; Trevi Energia and the 1st Italy-USA bilateral meeting on the topics of transition and circular energy Wec Global: Edison Chair Programme Committee Wec Ome: Mediterranean Energy Perspective presentation ECFR European Council of Foreign relations: participation in meetings on European issues OIMCE: Membership of the Critical Materials Observatory Formiche.net Editorial Board: institutional dialogues behind closed doors with interlocutors from the institutional, associative and business worlds Confcommercio Health and Care: Edison Next partnership to understand the needs of the sector and the real needs of members. (Best Italian Health Care Awards) H2IT: Edison Next a Board Member ASSTRA Transport Association - Edison Next and Edison Energia: participation in discussion tables on sustainable mobility for public transport



CUSTOMERS

- Consumer representatives
- Residential customers
- Small and medium enterprises
- Large industrial customers
- Public bodies and PA
- Energy communities

- Meetings to propose offers, define and sign contracts
- Events, conferences and trade fairs
- Collaboration for the development of initiatives to achieve energy savings and decarbonisation targets
- Shared projects on issues related to consumer protection and empowerment
- Collaboration on investment development initiatives
- Network membership for the promotion and systemisation of energy community practices

- The European House Ambrosetti Study: working tables and survey for carrying out a study with Edison Next on the role of companies in the country's energy transition
- 31st Scenari Immobiliari Forum: Forecasting and strategy forum, a meeting point for the entire real estate community. As a 2023 partner of Scenari Immobiliari, Edison Next collaborated on the report "Urban regeneration and energy transition" presented at the 31st Forum in Rapallo
- ANCI National Assembly and ANCILAB Workshops: Edison Next Main Sponsor
- IRCAF: Sowing the Future
- Adiconsum and Assoutenti Consumers Expo
- Working table ADR energy companies and consumer associations
- Energy Bank: joining the Foundation's Board of Directors, energy projects in the Periphery in Reggio Calabria and start-up in Cagliari, inauguration of CERS Le Vele



FINANCIAL COMMUNITY

- Financial analysts
- Rating agencies
- Insurance
- Insurance companies and brokers
- Banks and financial institutions
- Institutional investors and lenders

- Systematic relations with all stakeholders in the financial community, including insurance companies and brokers

- Financial management with banks and stipulation of insurance programmes covering the Group
- Periodic and/or occasional interventions with banks, financial institutions, agencies rating agencies and analysts
- Disclosure to the market and shareholders of events or decisions with material effects on their investment
- Dialogue with the financial markets with the specific goal of complying with the laws and rules governing the dissemination of insider information and the procedures that apply to the circulation of confidential information



COMMUNITIES AND LOCAL AREAS

- Inhabitants and communities near production sites and representative local associations
- Local non-profit associations (e.g., sports associations, training organisations...)
- Local schools and universities

- Targeted stakeholders listening
- Activation of territorial debate platforms
- Opportunity detection and local project sharing
- Meetings, events and support for local initiatives
- Agreements with administrations and with private individuals
- Partnerships with local operators
- Initiatives and projects
- Involvement of Edison colleagues in volunteering activities
- Promotion and discussion tables on the themes of sustainability
- Training activities and scholarships
- Open plants
- Edison's involvement in climate awareness events promoted by young colleagues
- Participation in initiatives, seminars and conferences or specific meetings
- Research contracts and national and international university thesis proposals
- School-work alternation programmes

- Inauguration of hydroelectric power plant Quassolo (TO) with participation of institutions, crowdfunders, pro loco and citizens
- Inauguration of the Marghera Levante (VE) thermoelectric power plant
- FAI: participation in FAI Spring Days (opening of Meduno hydroelectric power plant, Santa Luce wind farm) and FAI Autumn Days (opening of Venina hydroelectric power plant), property efficiency initiatives and biodiversity projects
- Cultural institutions: support for energy efficiency and sponsoring initiatives (La Scala Theatre)
- Sponsorship agreements with local authorities in areas where production sites are located, in support of citizenship initiatives
- FIV: Edison Next main sponsor of the Italian Sailing Federation and its major regattas during 2023
- The European House Ambrosetti Forum - Towards the South
- Event sponsorships (ECOMED Catania 19-21 April; ENERGYMED Naples 30 March - 1 April)
- Listening campaign, analysis and synthesis of territorial needs - through mayors and main stakeholders - in the municipalities of hydroelectric plants in Lombardy (Valtellina-Valchiavenna area; Adda sublacuale; Adda sottolacuale; Valcamonica-Valcaffaro)
- Meetings with regional stakeholders in areas where the Power Asset Division has development projects in place
- Bella Family Project in cooperation with Confconsumatori in four regions: Campania, Calabria, Sardinia, Tuscany
- "Interculture" scholarships for residents of hydroelectric territories

- Projects with schools in the areas of energy production assets, on energy and environmental issues:
 - Da Vinci 4.0 project with Il Giornale di Brescia (prov. Brescia)
 - Marco d'Oggiono Madonna del Latte: "The Energy of Water" competition for primary and secondary schools in the Province of Monza Brianza (prov. Lecco)
 - Palestro: primary schools - work on enhancing the biodiversity of their territory (prov. Pavia)
 - 100 years of the Venina: primary schools in the municipalities of Platèda and Ponte in Valtellina - guided tours + educational workshops on water (prov. Sondrio)
 - Battello sull'Adda a Pizzighettone: sponsorship of educational mini-cruises for schools + possible visit to the Pizzighettone hydroelectric power plant (prov. Cremona)
 - MUSIL - sponsorship visit + workshops for schools in Valcamonica (prov. Brescia)
 - Events and seminars
 - Organisation of three technical and informative seminars on hydropower technologies in Valtellina
 - Participation in the seminar organised by UNIMONT on 6 July: "Sustainability Report, between obligation and opportunity"
 - Participation in Valcamonica Digital Week
 - Participation in the event in Foiano in Valfortore: "The energy transition, scenarios to 2030"
 - Participation in the round table during the San Giorgio fair in Gravina in Puglia "Renewable sources and territorial ecosystems"
 - Participation in "4 weeks 4 Inclusion" and the launch of Women Plus
- At the Confindustria level:
- Participation in the Annual Conference of Confindustria Energia
 - Piedmont Region: "Energy, competitiveness and decarbonisation" study together with the Polytechnic of Milan, the Polytechnic of Turin, Edison Foundation, Confindustria Piemonte, Unioni Industriali Torino
 - Lazio Region: Enterprise Film Award Project promoted by Unindustria
 - Abruzzo Region: Memorandum of Understanding signed to support the decarbonisation of the business fabric and Public Administration
 - Lombardy Region: Circular Economy and Ecological Transition Climate Observatory
 - Apulia Region: Memorandum of understanding signed by Edison Next with Anci Puglia; inaugurated in February 2023, it includes a series of initiatives dedicated to the decarbonisation of cities, public infrastructures and buildings in the Apulia region, including a territorial roadshow that will end in 2024
 - Veneto Region: joining FVCMS - Venice Foundation World Capital of Sustainability
 - Sardinia Region: Working group to implement a participatory sharing model in the dialogue with institutions and stakeholders in the area



EMPLOYEES AND COLLABORATORS

- Employees
- Prospective candidates and new recruits
- Top management
- Corporate thematic communities (Sustainability Network, Young Community, digital academy...)
- Seniores Association
- Members of vulnerable or under-represented groups
- Workers' representatives

- Involvement in digital projects
- Open days and orientation meetings
- E-learning, training courses - also in the Young Community - seminars and webinars
- Meetings and talks
- Presentations and project and initiative previews
- Management conventions
- Onboarding programmes
- Support for the association and its initiatives
- Dialogue and bargaining at local and national level

- Training events characterising the year:
 - Cookies
 - Digital Breakfast
 - Digital Room
 - E-Deas
 - Cybersecurity - Awareness
 - Edison Energy Camp - Talks Luiss
 - The European House Ambrosetti: permanent update
 - HSE training course - Inclusion
- Activities for disseminating the culture of sustainability



SUPPLIERS AND BUSINESS PARTNERS

- Vendors of goods and services
- Vendors of strategic goods and services
- Partners for customer and agency management
- Technical partners and installers

- Interactions aimed at supplier qualification
- Business agreement management and contract management activities
- Training
- Discussions on specific topics
- Joint territorial or specialised initiatives
- Negotiation and finalisation of agency and partnership agreements
- Collaborations for business development of common interest

- Discussion with suppliers to define the supplier qualification process.
- Cycle of meetings with suppliers in the territories "Sustainability in the supply chain: a value shared with the territory"
- Direct interaction with Certification Bodies for Management Systems
- Edison Next Environment: interaction with Accreditation Bodies for laboratory activities
- Chiron Energy: Renewable Energy Purchasing PPA
- IBC- Centromarca: contribution to "Sustainability 2030" content development
- IFEC: Carrying out study on CERs (Renewable Energy Communities)
- Censis: Second Report
- Gabetti Lab: continuation of collaboration on Condominium Energy Communities
- Toyota/Lexus and Free Now: continuing agreement on e-mobility activities
- Amazon Web Services, Tim and Vibre: partnership agreements
- Participation in the Consortia of Puglia Green Hydrogen Valley and Hydrogen Park Scarl in Venice



INSTITUTIONS, REGULATORS AND POLICY MAKERS

- Managing and controlling bodies
- Italian and foreign government and ministries
- Authorising bodies
- Local Public Administration (Regions, Provinces/ Intermediate Bodies and Communities)
- Transmission Network (TSO) and local distributors
- Think tanks

- Meetings and round tables for regulatory monitoring
- Communications on specific measures, responses to consultations
- Working tables on specific themes:
- Institutional meetings on sector themes and energy transition at national and international level
- Periodic meetings to update projects and initiatives
- Supporting local government energy planning activities
- Functional activities for service continuity

- Council Presidency: representation of Edison's positions on issues and system dossiers (e.g., energy security and autonomy; country's competitiveness)
- Ministries: representation of the company's strategy and initiatives at relevant ministries on the different dimensions related to the energy sector
- Ministry of Foreign Affairs and International Cooperation MEDAL: Medal Competition Project between powers and adaptation strategies of regional actors in the enlarged Mediterranean: Italy's perspective
- Parliament: sharing Edison's concerns in the context of examining the main institutional paths and regulatory measures of interest
- ARERA: discussion on ADR (Arbitration Mediation and Conciliation) and ROSS (Working Table on service remuneration)
- Regional Arpa: discussion on environmental issues
- ANCI: Mission Italy, ANCI National Assembly, inclusion of Edison in periodic meetings with ANCI officials; participation in second edition of "Missione Italia NRRP of Municipalities and Cities", ANCI (Energy Transition panel)
- UNMIG: collaboration with the territorial offices of the National Mining Office for Hydrocarbons and Georesources, for the purposes of information and inspection requirements related to the exercise of natural gas storage activities



MEDIA

- Sector media
- Digital media
- Press (journalists) and other dissemination channels
- Experts and opinion leaders

- Management interviews
- Communication activities via Press Office
- Social campaigns on brand identity and product issues
- Information to media for thematic insights
- Participation in events on industry platforms

- Press campaigns on various company activities www.edison.it/it/comunicati-stampa
- Communication of company-related information through the LinkedIn channel and the website



RESEARCH, ACADEMIA AND INNOVATION SYSTEM

- Research Institutes
- Universities
- Start-ups and spin-offs

- Collaboration and involvement in experimentation and testing projects
- Collaborations on studies, observatories, theses and PhDs with leading universities
- Roundtables, events, seminars and webinars
- Supporting initiatives and sponsorships
- Publication of articles in trade journals

- Active participation in various observatories (renewable energy, smart mobility, electricity market, circular economy, energy efficiency, digitisation and decarbonisation, hydrogen innovation, zero carbon policy agenda, zero carbon technology pathways, hydrogen, decarbonisation topics and digital projects, Space Economy, Augmented Reality and Metaverse, IOT, Smart Agrifood)
- Collaborations with universities (e.g., University of Pisa – Community Master -, PolITO, PoliBA; SPES School of Economic and Social Policy)
- Irefi French Tech Innovation Forum
- Ispi: NEXT, EMPOWERING FUTURE LEADERS
- Limes: sponsorship of the Festival Italy is the sea
- FSR – Florence School of Regulation: participation in courses, seminars and events on energy and climate regulation
- SMAU: event dedicated to innovation
- TheFabLab: educational and experimental workshops on energy

A list of the main European Agencies, Regulatory Authorities, Energy Transmission Operators (TSOs), Associations, Organizations with which Edison cooperates is provided below:

EUROPEAN AGENCIES

CINEA - European Climate, Environment and Infrastructure Executive Agency; ACER - European Union Agency for the Cooperation of Energy Regulators

REGULATORY AUTHORITIES

ARERA (ITA)-Autorità di Regolazione per Energia Reti e Ambiente; RAE (GR)-Regulatory Authority for Energy; CERA (CY)-Cyprus Energy Regulatory Authority

ENERGY TRANSMISSION OPERATORS (TSOS)

SNAM (ITA); DESFA (GR); DEFA (CY); TERNA

NATIONAL ASSOCIATIONS

Confindustria; Confindustria Energia; Elettricità futura; Assolombarda; MOTUS E; Anev-Associazione Nazionale Energia del Vento; Unindustria; AIRI-Associazione Italiana per la Ricerca Industriale; Proxigas - Associazione Nazionale Industriali Gas; AEIT - Associazione Italiana di Elettrotecnica, Elettronica, Automazione, Informatica e Telecomunicazioni; AIGET - Associazione Italiana di Grossisti di Energia e Trader; Assocostieri; CEI - Comitato Elettrotecnico Italiano; Energia Libera; Consumers Forum; DITNE - Distretto Tecnologico Nazionale sull'Energia; Assoimmobiliare; Assoambiente; Assoesco; NGV Italia; Assogasmetano; Federmetano; Civita; Assista; AIRU; AIN Associazione Italiana Nucleare; Innovup; CIB Consorzio Italiano Biogas; FAI - Fondo per l'Ambiente Italiano; GEAM - Associazione Georisorse e Ambiente

EUROPEAN ASSOCIATIONS

Eurelectric; Eurogas; GIE-European association of renewable and low-carbon gases infrastructure operators; EFET - European Federation of Energy Traders; EASEE-GAS streaming the gas business; GII-Gruppo di Iniziativa Italiana; Business Europe; IAP-Industrial Advisory Panel; EEMG - European Energy Mediator Group; ENTOSG - European Network of Transmission System Operators for Gas; Wind Europe; Solar Power Europe; GILGNL - International Group of Liquefied natural gas importers; IGU - International Gas Union; EBA - European Biogas Association; EFET - European Energy Forum; EIT Digital; IGU International Gas Union

ORGANIZATIONS THAT DEAL WITH SUSTAINABILITY AND CORPORATE SOCIAL RESPONSIBILITY

Global Compact Network Italia; Fondazione Sodalitas; Centro per la cultura d'impresa; CSR Manager Network; ASVIS (Alleanza Italiana per lo Sviluppo Sostenibile); SDSN Italia (Sustainable Development Solutions Network); Organizzazioni rappresentative dell'impegno delle nuove generazioni; CCI France Italie; Sustainability Makers

TRANSNATIONAL ASSOCIATIONS

OMEC- Organisation Méditerranéenne de l'Energie e du Climat; WEC Italia

INTERNATIONAL ORGANISATIONS

EMGF - East Mediterranean Gas Forum

THINK TANKS

IAI - Istituto Affari Internazionali; ISPI - Istituto per gli Studi di Politica Internazionale; Florence School of Regulation; SAFE; LIMES; Fondazione nuovi mecenati; GLOBE-Associazione nazionale per il clima; I-COM-Istituto per la competitività; ECFR - European Council of Foreign relations; IFEC; Ambrosetti Club Europe; Civita; Rivista Energia; SPE - Society of Petroleum Engineers; Formiche; In Rete; Luiss Business School per Edison Energy Camp; The European House of Ambrosetti; EEMG.; SPES Academy Carlo Azeglio Ciampi

STAKEHOLDER ADVISORY BOARD (SAB) EDISON MEMBERS (2023-2025)

Among others, the following are SAB members:

Francesco Amati	https://www.linkedin.com/in/francesco-amati-44a75351/
Simona Benedettini	https://www.linkedin.com/in/simona-benedettini-52581125/
Elena Bonafè	https://www.linkedin.com/in/elena-bonaf%C3%A8-92074b277/
Arianna Checchi	https://www.linkedin.com/in/arianna-checchi-ph-d-ab9a4a3/
Davide Chiaroni	https://www.linkedin.com/in/davide-chiaroni-49a606/
Alessandro Cimatti	https://www.linkedin.com/in/alessandro-cimatti/
Viola Ducati	https://www.linkedin.com/in/violaducati/
Maurizio Fusato	https://www.linkedin.com/in/maurizio-fusato-bb3b886/
Enrico Giovannini	https://www.linkedin.com/in/enrico-giovannini-08a486aa/
Marco Magnani	https://twitter.com/marcomagnan1
Fiorenza Pascazio	https://www.linkedin.com/in/fiorenza-pascazio-01539734/
Matteo Picardi	https://www.linkedin.com/in/matteo-picardi-5b8a5a66/
Valentina Sorgato	https://www.linkedin.com/in/valentinasorgato/
Luca Vergani	https://www.linkedin.com/in/lucavergani/

EU Taxonomy Indicators

EU taxonomy- KPI Turnover-Capex-Opex: detail for each activity

Proportion of turnover from products or services associated with Taxonomy-aligned economic activities - GRI 911-1

FINANCIAL YEAR 2023	2023		SUBSTANTIAL CONTRIBUTION CRITERIA						DNSH CRITERIA ("DOES NOT SIGNIFICANTLY HARM") (d)									
	Code (a) (2)	Absolute turnover (3)	Proportion of turnover 2023 (4)	Climate Change Mitigation (5)	Climate Change Adaptation (6)	Sustainable use and protection of water and marine resources (7)	Transition to a circular economy (8)	Pollution prevention and control (9)	Protection and restoration of biodiversity and ecosystems (10)	Climate Change Mitigation (11)	Climate Change Adaptation (12)	Sustainable use and protection of water and marine resources (13)	Transition to a circular economy (14)	Pollution prevention and control (15)	Protection and restoration of biodiversity and ecosystems (16)	Minimum safeguards (17)	Proportion of Taxonomy aligned (A.1) or eligible (A.2) turnover, year 2022 (18)	Category (E) Enabling activity (19)

A. TAXONOMY-ELIGIBLE ACTIVITIES

A.1 Environmentally sustainable activities (Taxonomy aligned)

	M €	%	Yes; No;	Yes; No;	Yes; No;	Yes; No;	Yes; No;	Yes; No;	Yes; No;	Y/N	Y/N	Y/N	Y/N	Y/N	Y/N	Y/N	%	E	T
			N/EL (b) (e)	N/EL (b) (e)	N/EL (b) (e)	N/EL (b) (e)	N/EL (b) (e)	N/EL (b) (e)	N/EL (b) (e)										
Electricity generation using solar photovoltaic technology	CCM 4.1	78.83	0.43%	Y	N/EL	N/EL	N/EL	N/EL	N/EL		Y		Y		Y		0.19%		
Electricity generation from wind power	CCM 4.3	397.50	2.16%	Y	N/EL	N/EL	N/EL	N/EL	N/EL		Y	Y	Y		Y	Y	0.99%		
Electricity generation from hydropower	CCM 4.5	606.49	3.29%	Y	N/EL	N/EL	N/EL	N/EL	N/EL		Y	Y		Y	Y		0.47%		
Cogeneration of heat/cool and power from bioenergy	CCM 4.20	4.20	0.02%	Y	N/EL	N/EL	N/EL	N/EL	N/EL		Y	Y		Y	Y		0.01%		
Production of heat/cool from bioenergy	CCM 4.24	4.51	0.02%	Y	N/EL	N/EL	N/EL	N/EL	N/EL		Y	Y		Y	Y		0.02%		
Installation, maintenance and repair of energy efficiency equipment	CCM 7.3	187.65	1.02%	Y	N/EL	N/EL	N/EL	N/EL	N/EL		Y		Y		Y		0.85%	E	
Installation, maintenance and repair of charging stations for electric vehicles in buildings (and parking spaces attached to buildings)	CCM 7.4	1.43	0.01%	Y	N/EL	N/EL	N/EL	N/EL	N/EL		Y				Y		0.01%	E	
Installation, maintenance and repair of instruments and devices for measuring, regulation and controlling energy performance of buildings	CCM 7.5	0.40	0.00%	Y	N/EL	N/EL	N/EL	N/EL	N/EL		Y				Y		0.00%	E	
Installation, maintenance and repair of renewable energy technologies (h)	CCM 7.6	85.95	0.47%	Y	N/EL	N/EL	N/EL	N/EL	N/EL		Y				Y		0.30%	E	

FINANCIAL YEAR 2023	2023		SUBSTANTIAL CONTRIBUTION CRITERIA						DNSH CRITERIA ("DOES NOT SIGNIFICANTLY HARM") (d)									
	Code (a) (2)	Absolute turnover (3)	Proportion of turnover 2023 (4)	Climate Change Mitigation (5)	Climate Change Adaptation (6)	Sustainable use and protection of water and marine resources (7)	Transition to a circular economy (8)	Pollution prevention and control (9)	Protection and restoration of biodiversity and ecosystems (10)	Climate Change Mitigation (11)	Climate Change Adaptation (12)	Sustainable use and protection of water and marine resources (13)	Transition to a circular economy (14)	Pollution prevention and control (15)	Protection and restoration of biodiversity and ecosystems (16)	Minimum safeguards (17)	Proportion of Taxonomy aligned (A.1) or eligible (A.2) turnover, year 2022 (18)	Category (E) Enabling activity (19)

A. TAXONOMY-ELIGIBLE ACTIVITIES

A.1 Environmentally sustainable activities (Taxonomy aligned)

	M €	%	Yes; No;	Yes; No;	Yes; No;	Yes; No;	Yes; No;	Yes; No;	Yes; No;	Y/N	Y/N	Y/N	Y/N	Y/N	Y/N	Y/N	%	E	T
			N/EL (b) (e)	N/EL (b) (e)	N/EL (b) (e)	N/EL (b) (e)	N/EL (b) (e)	N/EL (b) (e)	N/EL (b) (e)										
Professional services related to energy performance of buildings	CCM 9.3	1.37	0.01%	Y	N/EL	N/EL	N/EL	N/EL	N/EL		Y						0.00%	E	
Anaerobic digestion of bio-waste (g)	CCM 5.7	0.00	0.00%	No	N/EL	N/EL	N/EL	N/EL	N/EL								0.03%		
Turnover of environmentally sustainable activities (Taxonomy aligned) (A.1)		1,368.32	7.43%	7.43%	0.00%	0.00%	0.00%	0.00%	0.00%		Y	Y	Y	Y	Y	Y	2.86%		
of which enabling		277	1.50%	1.50%	0.00%	0.00%	0.00%	0.00%	0.00%		Y	Y	Y	Y	Y	Y	0.00%	E	
of which transitional		0.00	0.00%	0.00%													0.00%		T

A.2 Taxonomy-Eligible but not environmentally sustainable activities (not Taxonomy aligned activities)

	M €	%	EL; N/EL (c)	EL; N/EL (c)	EL; N/EL (c)	EL; N/EL (c)	EL; N/EL (c)	EL; N/EL (c)	EL; N/EL (c)	Y/N	Y/N	Y/N	Y/N	Y/N	Y/N	Y/N	%	E	T
			EL (c)	N/EL (c)	EL (c)	N/EL (c)	EL (c)	N/EL (c)	EL (c)										
Treatment of hazardous waste (f)	PPC 2.2	21.38	0.12%	N/EL	N/EL	N/EL	N/EL	EL	N/EL								0.00%		
Renewal of water collection, treatment and supply systems	CCM 5.2	0.20	0.00%	EL	N/EL	N/EL	N/EL	N/EL	N/EL								0.00%		
Renewal of waste water collection and treatment	CCM 5.4	0.76	0.00%	EL	N/EL	N/EL	N/EL	N/EL	N/EL								0.00%		
Anaerobic digestion of bio-waste	CCM 5.7	7.56	0.04%	EL	N/EL	N/EL	N/EL	N/EL	N/EL								0.00%		
Electricity generation from fossil gaseous fuels	CCM 4.29	4,165.16	22.61%	EL	N/EL	N/EL	N/EL	N/EL	N/EL								20.01%		
High-efficiency co-generation of heat/cool and power from fossil gaseous fuels	CCM 4.30	105.01	0.57%	EL	N/EL	N/EL	N/EL	N/EL	N/EL								0.34%		

FINANCIAL YEAR 2023	2023		SUBSTANTIAL CONTRIBUTION CRITERIA							DNSH CRITERIA ("DOES NOT SIGNIFICANTLY HARM") (d)									
	Code (a) (2)	Absolute turnover (3)	Proportion of turnover 2023 (4)	Climate Change Mitigation (5)	Climate Change Adaptation (6)	Sustainable use and protection of water and marine resources (7)	Transition to a circular economy (8)	Pollution prevention and control (9)	Protection and restoration of biodiversity and ecosystems (10)	Climate Change Mitigation (11)	Climate Change Adaptation (12)	Sustainable use and protection of water and marine resources (13)	Transition to a circular economy (14)	Pollution prevention and control (15)	Protection and restoration of biodiversity and ecosystems (16)	Minimum safeguards (17)	Proportion of Taxonomy aligned (A.1) or eligible (A.2) turnover, year 2022 (18)	Category (E) Enabling activity (19)	Category (T) Transitional activity (20)

A. TAXONOMY-ELIGIBLE ACTIVITIES

A.2 Taxonomy-Eligible but not environmentally sustainable activities (not Taxonomy aligned activities)

	M €	%	EL; N/EL (c)	EL; N/EL (c)	EL; N/EL (c)	EL; N/EL (c)	EL; N/EL (c)	EL; N/EL (c)	EL; N/EL (c)										
Production of heat/cool from fossil gaseous fuels in an efficient district heating and cooling system	CCM 4.31	3.38	0.02%	EL	N/EL	N/EL	N/EL	N/EL	N/EL										0.00%
Installation, maintenance and repair of energy efficiency equipment	CCM 7.3	2.79	0.02%	EL	N/EL	N/EL	N/EL	N/EL	N/EL										0.00%
Turnover of Taxonomy eligible but not environmentally sustainable activities (not Taxonomy-aligned activities) (A.2)		4,306.23	23.37%	23.25%	0.00%	0.00%	0.00%	0.12%	0.00%										20.35%
Turnover of Taxonomy-eligible activities (A.1+A.2)		5,674.56	30.80%	30.68%	0.00%	0.00%	0.00%	0.12%	0.00%										23.22%

B. TAXONOMY-NON-ELIGIBLE ACTIVITIES

Turnover of Taxonomy non-eligible activities (B)		12,751	69.20%
Total (A + B)		18,426	100.00%

NOTE

- (a) The Code constitutes the abbreviation of the relevant objective to which the economic activity is eligible to make a substantial contribution, as well as the section number of the activity in the relevant Annex covering the objective, i.e.:
 - Climate Change Mitigation: CCM
 - Climate Change Adaptation: CCA
 - Water and Marine Resources: WTR
 - Circular Economy: CE
 - Pollution Prevention and Control: PPC
 - Biodiversity and ecosystems: BIO
- (b) Y - Yes, Taxonomy-eligible and Taxonomy-aligned activity with the relevant environmental objective
 N - No, Taxonomy-eligible but not Taxonomy-aligned activity with the relevant environmental objective
 N/EL - Not eligible, Taxonomy-non-eligible activity for the relevant environmental objective.
- (c) EL - Taxonomy-eligible activity for the relevant objective
 N/EL - Taxonomy-non-eligible activity for the relevant objective
- (d) For an activity to be reported in Section A.1 all DNSH criteria and minimum safeguards shall be met. For activities listed under A2, columns (5) to (17) may be filled in on a voluntary basis by non-financial undertakings. Non-financial undertakings may indicate the substantial contribution and DNSH criteria that they meet or do not meet in Section A.2 by using: (a) for substantial contribution - Y/N and N/EL codes instead of EL and N/EL; and (b) for DNSH - Y/N codes.
- (e) Where an economic activity contributes substantially to multiple environmental objectives, non-financial undertakings shall indicate, in bold, the most relevant environmental objective for the purpose of computing the KPIs of financial undertakings while avoiding double counting. In their respective KPIs, where the use of proceeds from the financing is not known, financial undertakings shall compute the financing of economic activities contributing to multiple environmental objectives under the most relevant environmental objective that is reported in bold in this template by non-financial undertakings. An environmental objective may only be reported in bold once in one row to avoid double counting of economic activities in the KPIs of financial undertakings. This shall not apply to the computation of Taxonomy-alignment of economic activities for financial products defined in point (12) of Article 2 of Regulation (EU) 2019/2088. Non-financial undertakings shall also report the extent of eligibility and alignment per environmental objective, that includes alignment with each of environmental objectives for activities contributing substantially to several objectives, by using the template below:

	PROPORTION OF TURNOVER/TOTAL TURNOVER	
	Taxonomy-aligned per objective	Taxonomy-eligible per objective
CCM	7.43%	23.25%
CCA	0.00%	0.00%
WTR	0.00%	0.00%
CE	0.00%	0.00%
PPC	0.00%	0.12%
BIO	0.00%	0.00%

- (f) It is specified that, in accordance with the provisions of Article 5 of Commission Delegated Act (EU) 2023/2486 of June 27, 2023, from January 1, 2024, to December 31, 2024, non-financial undertakings shall only report the proportion of economic activities eligible and those not eligible for the taxonomy. For this reason, in 2023, for activities 2.2 and 2.4 contributing to the objective of "Prevention and reduction of pollution," only the eligibility has been assessed and analyzed in accordance with EU Regulation 2020/852 on EU Environmental Taxonomy.
- (g) Following an in-depth analysis of the technical screening criteria for activity CCM 5.7 "Anaerobic digestion of waste," it has been decided to exclude the mentioned activity from the scope of aligned activities for 2023 (in 2022, the activity had been considered aligned). Consequently, the cells related to the DNSH criteria have been made non-editable.
- (h) The revenues from activity CCM 4.10 "Electricity Storage" are linked to the sale of photovoltaic systems to end customers within the CCM 7.6 category "Installation, maintenance, and repair of renewable energy technologies." Consequently, a decision has been made to consolidate the revenues of activity 4.10 within activity 7.6, resulting in a repositioning of the 2022 value.

Proportion of Capex from products or services associated with Taxonomy aligned economic activities - GRI 911-2

FINANCIAL YEAR 2023	2023		SUBSTANTIAL CONTRIBUTION CRITERIA							DNSH CRITERIA ("DOES NOT SIGNIFICANTLY HARM") (d)										Category (E) Enabling activity (19)	Category (T) Transitional activity (20)
	Code (a) (2)	Capex (3)	Proportion of Capex 2023 (4)	Climate Change Mitigation (5)	Climate Change Adaptation (6)	Sustainable use and protection of water and marine resources (7)	Transition to a circular economy (8)	Pollution prevention and control (9)	Protection and restoration of biodiversity and ecosystems (10)	Climate Change Mitigation (11)	Climate Change Adaptation (12)	Sustainable use and protection of water and marine resources (13)	Transition to a circular economy (14)	Pollution prevention and control (15)	Protection and restoration of biodiversity and ecosystems (16)	Minimum safeguards (17)	Proportion of Taxonomy aligned (A.1) or eligible (A.2) Capex, year 2022 (18)				
A. TAXONOMY-ELIGIBLE ACTIVITIES																					
A.1 Environmentally sustainable activities (Taxonomy aligned)																					
	M €	%	Yes; No; N/EL (b) (e)	Yes; No; N/EL (b) (e)	Yes; No; N/EL (b) (e)	Yes; No; N/EL (b) (e)	Yes; No; N/EL (b) (e)	Yes; No; N/EL (b) (e)	Y/N	Y/N	Y/N	Y/N	Y/N	Y/N	Y/N	%	E	T			
Electricity generation using solar photovoltaic technology	CCM 4.1	71.78	9.68%	Y	N/EL	N/EL	N/EL	N/EL	Y	Y	Y	Y	Y	Y	Y	4.16%					
Electricity generation from wind power (h)	CCM 4.3	6.17	0.83%	Y	N/EL	N/EL	N/EL	N/EL	Y	Y	Y	Y	Y	Y	Y	16.14%					
Electricity generation from hydropower (h)	CCM 4.5	93.27	12.57%	Y	N/EL	N/EL	N/EL	N/EL	Y	Y			Y	Y	Y	4.32%					
Cogeneration of heat/cool and power from bioenergy	CCM 4.20	0.13	0.02%	Y	N/EL	N/EL	N/EL	N/EL	Y	Y			Y	Y	Y	0.03%					
Production of heat/cool from bioenergy	CCM 4.24	23.84	3.21%	Y	N/EL	N/EL	N/EL	N/EL	Y	Y			Y	Y	Y	0.46%					
Installation, maintenance and repair of energy efficiency equipment (h)	CCM 7.3	0	0.00%	Y	N/EL	N/EL	N/EL	N/EL	Y				Y		Y	8.26%	E				
Installation, maintenance and repair of charging stations for electric vehicles in buildings (and parking spaces attached to buildings)	CCM 7.4	0.26	0.03%	Y	N/EL	N/EL	N/EL	N/EL	Y						Y	0.03%	E				
Installation, maintenance and repair of instruments and devices for measuring, regulation and controlling energy performance of buildings	CCM 7.5	0.24	0.03%	Y	N/EL	N/EL	N/EL	N/EL	Y						Y	0.25%	E				
Installation, maintenance and repair of renewable energy technologies	CCM 7.6	0.36	0.05%	Y	N/EL	N/EL	N/EL	N/EL	Y						Y	0.20%	E				
Close to market research, development and innovation	CCM 9.1	0.59	0.08%	Y	N/EL	N/EL	N/EL	N/EL	Y	Y	Y	Y	Y	Y	Y	0.00%	E				
Professional services related to energy performance of buildings	CCM 9.3	0.06	0.01%	Y	N/EL	N/EL	N/EL	N/EL	Y						Y	0.00%	E				

FINANCIAL YEAR 2023	2023		SUBSTANTIAL CONTRIBUTION CRITERIA							DNSH CRITERIA ("DOES NOT SIGNIFICANTLY HARM") (d)										Category (E) Enabling activity (19)	Category (T) Transitional activity (20)
	Code (a) (2)	Capex (3)	Proportion of Capex 2023 (4)	Climate Change Mitigation (5)	Climate Change Adaptation (6)	Sustainable use and protection of water and marine resources (7)	Transition to a circular economy (8)	Pollution prevention and control (9)	Protection and restoration of biodiversity and ecosystems (10)	Climate Change Mitigation (11)	Climate Change Adaptation (12)	Sustainable use and protection of water and marine resources (13)	Transition to a circular economy (14)	Pollution prevention and control (15)	Protection and restoration of biodiversity and ecosystems (16)	Minimum safeguards (17)	Proportion of Taxonomy aligned (A.1) or eligible (A.2) Capex, year 2022 (18)				
A. TAXONOMY-ELIGIBLE ACTIVITIES																					
A.1 Environmentally sustainable activities (Taxonomy aligned)																					
	M €	%	Yes; No; N/EL (b) (e)	Yes; No; N/EL (b) (e)	Yes; No; N/EL (b) (e)	Yes; No; N/EL (b) (e)	Yes; No; N/EL (b) (e)	Yes; No; N/EL (b) (e)	Y/N	Y/N	Y/N	Y/N	Y/N	Y/N	Y/N	%	E	T			
Anaerobic digestion of bio-waste (g)	CCM 5.7	0	0.00%	No	N/EL	N/EL	N/EL	N/EL								1.59%					
Capex of environmentally sustainable activities (Taxonomy aligned) (A.1)		196.69	26.52%	26.52%	0.00%	0.00%	0.00%	0.00%		Y	Y	Y	Y	Y	Y	35.44%					
of which enabling		1.51	0.20%	0.20%	0.00%	0.00%	0.00%	0.00%		Y	Y	Y	Y	Y	Y	0.00%	E				
of which transitional		0	0.00%	0.00%												0.00%		T			
A.2 Taxonomy-Eligible but not environmentally sustainable activities (not Taxonomy aligned activities)																					
	M €	%	EL; N/EL (c)	EL; N/EL (c)	EL; N/EL (c)	EL; N/EL (c)	EL; N/EL (c)	EL; N/EL (c)								%	E	T			
Treatment of hazardous waste (f)	PPC 2.2	5.54	0.75%	N/EL	N/EL	N/EL	N/EL	EL	N/EL							0.00%					
Remediation of contaminated sites and areas (f)	PPC 2.4	6.00	0.81%	N/EL	N/EL	N/EL	N/EL	EL	N/EL							0.00%					
Anaerobic digestion of bio-waste	CCM 5.7	16.60	2.24%	EL	N/EL	N/EL	N/EL	N/EL	N/EL							0.00%					
Electricity generation from fossil gaseous fuels	CCM 4.29	143.19	19.30%	EL	N/EL	N/EL	N/EL	N/EL	N/EL							36.46%					
High-efficiency co-generation of heat/cool and power from fossil gaseous fuels	CCM 4.30	47.90	6.46%	EL	N/EL	N/EL	N/EL	N/EL	N/EL							6.57%					
Production of heat/cool from fossil gaseous fuels in an efficient district heating and cooling system	CCM 4.31	0.08	0.01%	EL	N/EL	N/EL	N/EL	N/EL	N/EL							0.00%					

FINANCIAL YEAR 2023	2023		SUBSTANTIAL CONTRIBUTION CRITERIA							DNSH CRITERIA ("DOES NOT SIGNIFICANTLY HARM") (d)									
	Economic activities (1)	Code (a) (2)	Capex (3)	Proportion of Capex 2023 (4)	Climate Change Mitigation (5)	Climate Change Adaptation (6)	Sustainable use and protection of water and marine resources (7)	Transition to a circular economy (8)	Pollution prevention and control (9)	Protection and restoration of biodiversity and ecosystems (10)	Climate Change Mitigation (11)	Climate Change Adaptation (12)	Sustainable use and protection of water and marine resources (13)	Transition to a circular economy (14)	Pollution prevention and control (15)	Protection and restoration of biodiversity and ecosystems (16)	Minimum safeguards (17)	Proportion of Taxonomy aligned (A.1) or eligible (A.2) Capex, year 2022 (18)	Category (E) Enabling activity (19)

A. TAXONOMY-ELIGIBLE ACTIVITIES

A.2 Taxonomy-Eligible but not environmentally sustainable activities (not Taxonomy aligned activities)

	M €	%	EL; N/EL (c)	EL; N/EL (c)	EL; N/EL (c)	EL; N/EL (c)	EL; N/EL (c)	EL; N/EL (c)	EL; N/EL (c)										
Data processing, hosting and related activities	CCM 8.1	1.14	0.15%	EL	N/EL	N/EL	N/EL	N/EL	N/EL									0.00%	
Computer programming, consultancy and related activities	CCA 8.2	0.03	0.00%	N/EL	EL	N/EL	N/EL	N/EL	N/EL									0.00%	
Close to market research, development and innovation	CCM 9.1	0.19	0.03%	EL	N/EL	N/EL	N/EL	N/EL	N/EL									0.00%	
Capex of Taxonomy eligible but not environmentally sustainable activities (not Taxonomy-aligned activities) (A.2)		220.65	29.75%	28.19%	0.00%	0.00%	0.00%	1.56%	0.00%									43.04%	
Capex of Taxonomy eligible activities (A.1+A.2)		417.35	56.27%	54.71%	0.00%	0.00%	0.00%	1.56%	0.00%									78.48%	

B. TAXONOMY-NON-ELIGIBLE ACTIVITIES

Capex of Taxonomy non-eligible activities (B)		324.40	43.73%
Total (A + B)		741.74	100.00%

NOTE

- (a) The Code constitutes the abbreviation of the relevant objective to which the economic activity is eligible to make a substantial contribution, as well as the section number of the activity in the relevant Annex covering the objective, i.e.:
 - Climate Change Mitigation: CCM
 - Climate Change Adaptation: CCA
 - Water and Marine Resources: WTR
 - Circular Economy: CE
 - Pollution Prevention and Control: PPC
 - Biodiversity and ecosystems: BIO.
- (b) Y – Yes, Taxonomy-eligible and Taxonomy-aligned activity with the relevant environmental objective
 N – No, Taxonomy-eligible but not Taxonomy-aligned activity with the relevant environmental objective
 N/EL – Not eligible, Taxonomy-non-eligible activity for the relevant environmental objective.
- (c) EL – Taxonomy-eligible activity for the relevant objective
 N/EL – Taxonomy-non-eligible activity for the relevant objective.
- (d) For an activity to be reported in Section A.1 all DNSH criteria and minimum safeguards shall be met. For activities listed under A2, columns (5) to (17) may be filled in on a voluntary basis by non-financial undertakings. Non-financial undertakings may indicate the substantial contribution and DNSH criteria that they meet or do not meet in Section A.2 by using: (a) for substantial contribution – Y/N and N/EL codes instead of EL and N/EL; and (b) for DNSH – Y/N codes.
- (e) Where an economic activity contributes substantially to multiple environmental objectives, non-financial undertakings shall indicate, in bold, the most relevant environmental objective for the purpose of computing the KPIs of financial undertakings while avoiding double counting. In their respective KPIs, where the use of proceeds from the financing is not known, financial undertakings shall compute the financing of economic activities contributing to multiple environmental objectives under the most relevant environmental objective that is reported in bold in this template by non-financial undertakings. An environmental objective may only be reported in bold once in one row to avoid double counting of economic activities in the KPIs of financial undertakings. This shall not apply to the computation of Taxonomy-alignment of economic activities for financial products defined in point (12) of Article 2 of Regulation (EU) 2019/2088. Non-financial undertakings shall also report the extent of eligibility and alignment per environmental objective, that includes alignment with each of environmental objectives for activities contributing substantially to several objectives, by using the template below:

	PROPORTION OF CAPEX / TOTAL CAPEX	
	Taxonomy-aligned per objective	Taxonomy-eligible per objective
CCM	26.52%	28.19%
CCA	0.00%	0.00%
WTR	0.00%	0.00%
CE	0.00%	0.00%
PPC	0.00%	1.56%
BIO	0.00%	0.00%

- (f) It is specified that, in accordance with the provisions of Article 5 of Commission Delegated Act (EU) 2023/2486 of June 27, 2023, from January 1, 2024, to December 31, 2024, non-financial enterprises shall only report the proportion of economic activities eligible and those not eligible for the taxonomy. For this reason, in 2023, for activities 2.2 and 2.4 contributing to the objective of "Prevention and reduction of pollution," only the eligibility has been assessed and analyzed in accordance with EU Regulation 2020/852 on EU Environmental Taxonomy.
- (g) Following an in-depth analysis of the technical screening criteria for activity CCM 5.7 "Anaerobic digestion of waste," it has been decided to exclude the mentioned activity from the scope of aligned activities for 2023 (in 2022, the activity had been considered aligned). Consequently, the cells related to the DNSH criteria have been made non-editable.
- (h) It is noted that activities 4.3, 4.5, and 7.3 in 2023 show a discontinuity compared to the values in 2022 due to the impact of M&A operations carried out in recent years. Specifically, in 2022, the acquisition of the company Citelum (a group active in the public administration lighting services sector) was completed, impacting activity 7.3. Additionally, in 2022, the acquisition of a wind energy cluster in the province of Avellino (Winbis and Cerbis) was completed, impacting activity 4.3. Regarding activity 4.5, it is highlighted that in 2022, the acquisition of the company Energia Italia was completed, while in 2023, acquisitions were made of Felix Dynamics, Nuove Iniziative Energetiche, Cuornè, and IdroRessia (all operating in the mini-hydropower sector). The mentioned activities in 2023 show a discontinuity compared to the values in 2022 due to the impact of M&A operations completed in recent years.

Proportion of Opex from products or services associated with Taxonomy aligned economic activities - GRI 911-3

FINANCIAL YEAR 2023	2023	SUBSTANTIAL CONTRIBUTION CRITERIA								DNSH CRITERIA ("DOES NOT SIGNIFICANTLY HARM") (d)									
		Code (a) (2)	Opex (3)	Proportion of Opex 2023 (4)	Climate Change Mitigation (5)	Climate Change Adaptation (6)	Sustainable use and protection of water and marine resources (7)	Transition to a circular economy (8)	Pollution prevention and control (9)	Protection and restoration of biodiversity and ecosystems (10)	Climate Change Mitigation (11)	Climate Change Adaptation (12)	Sustainable use and protection of water and marine resources (13)	Transition to a circular economy (14)	Pollution prevention and control (15)	Protection and restoration of biodiversity and ecosystems (16)	Minimum safeguards (17)	Proportion of Taxonomy aligned (A.1) or eligible (A.2) Opex, year 2022 (18)	Category (E) Enabling activity (19)

A. TAXONOMY-ELIGIBLE ACTIVITIES

A.1 Environmentally sustainable activities (Taxonomy aligned)

	M€	%	Yes; No;	Yes; No;	Yes; No;	Yes; No;	Yes; No;	Yes; No;	Yes; No;	Y/N	Y/N	Y/N	Y/N	Y/N	Y/N	Y/N	%	E	T
			N/EL (b) (e)	N/EL (b) (e)	N/EL (b) (e)	N/EL (b) (e)	N/EL (b) (e)	N/EL (b) (e)	N/EL (b) (e)										
Electricity generation using solar photovoltaic technology	CCM 4.1	-23.38	3.37%	Y	N/EL	N/EL	N/EL	N/EL	N/EL		Y	Y		Y	Y		0.93%		
Electricity generation from wind power	CCM 4.3	-42.68	6.16%	Y	N/EL	N/EL	N/EL	N/EL	N/EL		Y	Y	Y		Y	Y	6.74%		
Electricity generation from hydropower	CCM 4.5	-32.96	4.76%	Y	N/EL	N/EL	N/EL	N/EL	N/EL		Y	Y		Y	Y		6.64%		
Storage of electricity	CCM 4.10	-4.59	0.66%	Y	N/EL	N/EL	N/EL	N/EL	N/EL		Y	Y	Y		Y	Y	0.00%	E	
Cogeneration of heat/cool and power from bioenergy	CCM 4.20	-0.50	0.07%	Y	N/EL	N/EL	N/EL	N/EL	N/EL		Y	Y		Y	Y		0.07%		
Production of heat/cool from bioenergy	CCM 4.24	-0.39	0.06%	Y	N/EL	N/EL	N/EL	N/EL	N/EL		Y	Y		Y	Y		0.10%		
Installation, maintenance and repair of energy efficiency equipment	CCM 7.3	-45.96	6.63%	Y	N/EL	N/EL	N/EL	N/EL	N/EL		Y		Y		Y		5.46%	E	
Installation, maintenance and repair of instruments and devices for measuring, regulation and controlling energy performance of buildings	CCM 7.5	-0.11	0.02%	Y	N/EL	N/EL	N/EL	N/EL	N/EL		Y				Y		0.00%	E	
Installation, maintenance and repair of renewable energy technologies	CCM 7.6	0.00	0.00%	Y	N/EL	N/EL	N/EL	N/EL	N/EL		Y				Y		0.01%	E	
Close to market research, development and innovation	CCM 9.1	-2.12	0.31%	Y	N/EL	N/EL	N/EL	N/EL	N/EL		Y	Y	Y	Y	Y		0.00%	E	
Research, development and innovation for direct air capture of CO ₂	CCM 9.2	-0.19	0.03%	Y	N/EL	N/EL	N/EL	N/EL	N/EL		Y	Y	Y	Y	Y		0.00%	E	

FINANCIAL YEAR 2023	2023	SUBSTANTIAL CONTRIBUTION CRITERIA								DNSH CRITERIA ("DOES NOT SIGNIFICANTLY HARM") (d)									
		Code (a) (2)	Opex (3)	Proportion of Opex 2023 (4)	Climate Change Mitigation (5)	Climate Change Adaptation (6)	Sustainable use and protection of water and marine resources (7)	Transition to a circular economy (8)	Pollution prevention and control (9)	Protection and restoration of biodiversity and ecosystems (10)	Climate Change Mitigation (11)	Climate Change Adaptation (12)	Sustainable use and protection of water and marine resources (13)	Transition to a circular economy (14)	Pollution prevention and control (15)	Protection and restoration of biodiversity and ecosystems (16)	Minimum safeguards (17)	Proportion of Taxonomy aligned (A.1) or eligible (A.2) Opex, year 2022 (18)	Category (E) Enabling activity (19)

A. TAXONOMY-ELIGIBLE ACTIVITIES

A.1 Environmentally sustainable activities (Taxonomy aligned)

	M€	%	Yes; No;	Yes; No;	Yes; No;	Yes; No;	Yes; No;	Yes; No;	Yes; No;	Y/N	Y/N	Y/N	Y/N	Y/N	Y/N	Y/N	%	E	T
			N/EL (b) (e)	N/EL (b) (e)	N/EL (b) (e)	N/EL (b) (e)	N/EL (b) (e)	N/EL (b) (e)	N/EL (b) (e)										
Professional services related to energy performance of buildings	CCM 9.3	-0.63	0.09%	Y	N/EL	N/EL	N/EL	N/EL	N/EL		Y						0.00%	E	
Anaerobic digestion of bio-waste (g)	CCM 5.7	0.00	0.00%	No	N/EL	N/EL	N/EL	N/EL	N/EL								1.07%		
Opex of environmentally sustainable activities (Taxonomy aligned) (A.1)		-153.52	22.16%	22.16%	0.00%	0.00%	0.00%	0.00%	0.00%		Y	Y	Y	Y	Y	Y	21.03%		
of which enabling		-53.61	7.74%	7.74%	0.00%	0.00%	0.00%	0.00%	0.00%		Y	Y	Y	Y	Y	Y	0.00%	E	
of which transitional		0.00	0.00%	0.00%													0.00%		T

A.2 Taxonomy-Eligible but not environmentally sustainable activities (not Taxonomy aligned activities)

	M€	%	EL; N/EL (c)	EL; N/EL (c)	EL; N/EL (c)	EL; N/EL (c)	EL; N/EL (c)	EL; N/EL (c)	%	E	T	
			EL; N/EL (c)	EL; N/EL (c)	EL; N/EL (c)	EL; N/EL (c)	EL; N/EL (c)					
Treatment of hazardous waste (f)	PPC 2.2	-4.82	0.69%	N/AM	N/AM	N/AM	N/AM	AM	N/AM			0.00%
Anaerobic digestion of bio-waste	CCM 5.7	-3.10	0.45%	AM	N/AM	N/AM	N/AM	N/AM	N/AM			0.00%
Electricity generation from fossil gaseous fuels	CCM 4.29	-78.31	11.30%	AM	N/AM	N/AM	N/AM	N/AM	N/AM			13.89%
High-efficiency co-generation of heat/cool and power from fossil gaseous fuels	CCM 4.30	-18.21	2.63%	AM	N/AM	N/AM	N/AM	N/AM	N/AM			1.76%
Production of heat/cool from fossil gaseous fuels in an efficient district heating and cooling system	CCM 4.31	-0.62	0.09%	AM	N/AM	N/AM	N/AM	N/AM	N/AM			0.00%

FINANCIAL YEAR 2023	2023		SUBSTANTIAL CONTRIBUTION CRITERIA							DNSH CRITERIA ("DOES NOT SIGNIFICANTLY HARM") (d)									
	Code (a) (2)	Opex (3)	Proportion of Opex 2023 (4)	Climate Change Mitigation (5)	Climate Change Adaptation (6)	Sustainable use and protection of water and marine resources (7)	Transition to a circular economy (8)	Pollution prevention and control (9)	Protection and restoration of biodiversity and ecosystems (10)	Climate Change Mitigation (11)	Climate Change Adaptation (12)	Sustainable use and protection of water and marine resources (13)	Transition to a circular economy (14)	Pollution prevention and control (15)	Protection and restoration of biodiversity and ecosystems (16)	Minimum safeguards (17)	Proportion of Taxonomy aligned (A.1) or eligible (A.2) Opex, year 2022 (18)	Category (E) Enabling activity (19)	Category (T) Transitional activity (20)

A. TAXONOMY-ELIGIBLE ACTIVITIES

A.2 Taxonomy-Eligible but not environmentally sustainable activities (not Taxonomy aligned activities)

	M€	%	EL; N/EL (c)	EL; N/EL (c)	EL; N/EL (c)	EL; N/EL (c)	EL; N/EL (c)	EL; N/EL (c)	EL; N/EL (c)										
Renovation of existing buildings	CCM 7.2	-3.17	0.46%	AM	N/AM	N/AM	N/AM	N/AM	N/AM										0.00%
Installation, maintenance and repair of energy efficiency equipment	CCM 7.3	-0.93	0.13%	AM	N/AM	N/AM	N/AM	N/AM	N/AM										0.00%
Data processing, hosting and related activities	CCM 8.1	-3.18	0.46%	AM	N/AM	N/AM	N/AM	N/AM	N/AM										0.00%
Close to market research, development and innovation	CCM 9.1	-0.26	0.04%	AM	N/AM	N/AM	N/AM	N/AM	N/AM										0.00%
Research, development and innovation for direct air capture of CO ₂	CCM 9.2	-0.05	0.01%	AM	N/AM	N/AM	N/AM	N/AM	N/AM										0.00%
Computer programming, consultancy and related activities	CCA 8.2	-0.02	0.00%	N/AM	AM	N/AM	N/AM	N/AM	N/AM										0.00%
Opex of Taxonomy eligible but not environmentally sustainable activities (not Taxonomy-aligned activities) (A.2)		-112.65	16.26%	15.56%	0.00%	0.00%	0.00%	0.69%	0.00%										15.66%
Opex of Taxonomy eligible activities (A.1+A.2)		-266.17	38.42%	37.72%	0.00%	0.00%	0.00%	0.69%	0.00%										36.68%

B. TAXONOMY-NON-ELIGIBLE ACTIVITIES

Opex of Taxonomy non-eligible activities (B)		-426.71	61.58%
Total (A + B)		-692.88	100.00%

NOTE

(a) The Code constitutes the abbreviation of the relevant objective to which the economic activity is eligible to make a substantial contribution, as well as the section number of the activity in the relevant Annex covering the objective, i.e.:

- Climate Change Mitigation: CCM
- Climate Change Adaptation: CCA
- Water and Marine Resources: WTR
- Circular Economy: CE
- Pollution Prevention and Control: PPC
- Biodiversity and ecosystems: BIO.

(b) Y - Yes, Taxonomy-eligible and Taxonomy-aligned activity with the relevant environmental objective
 N - No, Taxonomy-eligible but not Taxonomy-aligned activity with the relevant environmental objective
 N/EL - Not eligible, Taxonomy-non-eligible activity for the relevant environmental objective.

(c) EL - Taxonomy-eligible activity for the relevant objective
 N/EL - Taxonomy-non-eligible activity for the relevant objective.

(d) For an activity to be reported in Section A.1 all DNSH criteria and minimum safeguards shall be met. For activities listed under A.2, columns (5) to (17) may be filled in on a voluntary basis by non-financial undertakings. Non-financial undertakings may indicate the substantial contribution and DNSH criteria that they meet or do not meet in Section A.2 by using: (a) for substantial contribution - Y/N and N/EL codes instead of EL and N/EL; and (b) for DNSH - Y/N codes.

(e) Where an economic activity contributes substantially to multiple environmental objectives, non-financial undertakings shall indicate, in bold, the most relevant environmental objective for the purpose of computing the KPIs of financial undertakings while avoiding double counting. In their respective KPIs, where the use of proceeds from the financing is not known, financial undertakings shall compute the financing of economic activities contributing to multiple environmental objectives under the most relevant environmental objective that is reported in bold in this template by non-financial undertakings. An environmental objective may only be reported in bold once in one row to avoid double counting of economic activities in the KPIs of financial undertakings. This shall not apply to the computation of Taxonomy-alignment of economic activities for financial products defined in point (12) of Article 2 of Regulation (EU) 2019/2088. Non-financial undertakings shall also report the extent of eligibility and alignment per environmental objective, that includes alignment with each of environmental objectives for activities contributing substantially to several objectives, by using the template below:

PROPORTION OF OPEX / TOTAL OPEX		
	Taxonomy-eligible per objective	Taxonomy-eligible per objective
CCM	22.16%	15.56%
CCA	0.00%	0.00%
WTR	0.00%	0.00%
CE	0.00%	0.00%
PPC	0.00%	0.69%
BIO	0.00%	0.00%

(f) It is specified that, in accordance with the provisions of Article 5 of Commission Delegated Act (EU) 2023/2486 of June 27, 2023, from January 1, 2024, to December 31, 2024, non-financial enterprises shall only report the proportion of economic activities eligible and those not eligible for the taxonomy. For this reason, in 2023, for activities 2.2 and 2.4 contributing to the objective of "Prevention and reduction of pollution," only the eligibility has been assessed and analyzed in accordance with EU Regulation 2020/852 on EU Environmental Taxonomy.

(g) Following an in-depth analysis of the technical screening criteria for activity CCM 5.7 "Anaerobic digestion of waste," it has been decided to exclude the mentioned activity from the scope of aligned activities for 2023 (in 2022, the activity had been considered aligned). Consequently, the cells related to the DNSH criteria have been made non-editable.

Template 1 - Nuclear and fossil gas related activities

ROW	NUCLEAR ENERGY RELATED ACTIVITIES	YES/NO
1.	The undertaking carries out, funds or has exposures to research, development, demonstration and deployment of innovative electricity generation facilities that produce energy from nuclear processes with minimal waste from the fuel cycle.	NO
2.	The undertaking carries out, funds or has exposures to construction and safe operation of new nuclear installations to produce electricity or process heat, including for the purposes of district heating or industrial processes such as hydrogen production, as well as their safety upgrades, using best available technologies.	NO
3.	The undertaking carries out, funds or has exposures to safe operation of existing nuclear installations that produce electricity or process heat, including for the purposes of district heating or industrial processes such as hydrogen production from nuclear energy, as well as their safety upgrades.	NO
FOSSIL GAS RELATED ACTIVITIES		
4.	The undertaking carries out, funds or has exposures to construction or operation of electricity generation facilities that produce electricity using fossil gaseous fuels.	YES
5.	The undertaking carries out, funds or has exposures to construction, refurbishment, and operation of combined heat/cool and power generation facilities using fossil gaseous fuels.	YES
6.	The undertaking carries out, funds or has exposures to construction, refurbishment and operation of heat generation facilities that produce heat/cool using fossil gaseous fuels.	YES

Template 4 (Revenues) - Taxonomy-eligible but not taxonomy-aligned economic activities

ROW	ECONOMIC ACTIVITIES	PROPORTION					
		CCM + CCA		Climate change mitigation (CCM)		Climate change adaptation (CCA)	
		Amount	%	Amount	%	Amount	%
1.	Amount and proportion of taxonomy- eligible but not taxonomy-aligned economic activity referred to in Section 4.26 of Annexes I and II to Delegated Regulation 2021/2139 in the denominator of the applicable KPI	-	-	-	-	-	-
2.	Amount and proportion of taxonomy- eligible but not taxonomy-aligned economic activity referred to in Section 4.27 of Annexes I and II to Delegated Regulation 2021/2139 in the denominator of the applicable KPI	-	-	-	-	-	-
3.	Amount and proportion of taxonomy- eligible but not taxonomy-aligned economic activity referred to in Section 4.28 of Annexes I and II to Delegated Regulation 2021/2139 in the denominator of the applicable KPI	-	-	-	-	-	-
4.	Amount and proportion of taxonomy- eligible but not taxonomy-aligned economic activity referred to in Section 4.29 of Annexes I and II to Delegated Regulation 2021/2139 in the denominator of the applicable KPI	4,165	22.61%	4,165	22.61%	-	0.00%
5.	Amount and proportion of taxonomy- eligible but not taxonomy-aligned economic activity referred to in Section 4.30 of Annexes I and II to Delegated Regulation 2021/2139 in the denominator of the applicable KPI	105	0.57%	105	0.57%	-	0.00%
6.	Amount and proportion of taxonomy- eligible but not taxonomy-aligned economic activity referred to in Section 4.31 of Annexes I and II to Delegated Regulation 2021/2139 in the denominator of the applicable KPI	3	0.02%	3	0.02%	-	0.00%
7.	Amount and proportion of other taxonomy-eligible but not taxonomy-aligned economic activities not referred to in rows 1 to 6 above in the denominator of the applicable KPI	11	0.06%	11	0.06%	-	0.00%
8.	Total amount and proportion of taxonomy eligible but not taxonomy-aligned economic activities in the denominator of the applicable KPI	4,285	23.25%	4,285	23.25%	-	0.00%

Template 4 (Capex) - Taxonomy-eligible but not taxonomy-aligned economic activities

ROW	ECONOMIC ACTIVITIES	PROPORTION					
		CCM + CCA		Climate change mitigation (CCM)		Climate change adaptation (CCA)	
		Amount	%	Amount	%	Amount	%
1.	Amount and proportion of taxonomy- eligible but not taxonomy-aligned economic activity referred to in Section 4.26 of Annexes I and II to Delegated Regulation 2021/2139 in the denominator of the applicable KPI	-	-	-	-	-	-
2.	Amount and proportion of taxonomy- eligible but not taxonomy-aligned economic activity referred to in Section 4.27 of Annexes I and II to Delegated Regulation 2021/2139 in the denominator of the applicable KPI	-	-	-	-	-	-
3.	Amount and proportion of taxonomy- eligible but not taxonomy-aligned economic activity referred to in Section 4.28 of Annexes I and II to Delegated Regulation 2021/2139 in the denominator of the applicable KPI	-	-	-	-	-	-
4.	Amount and proportion of taxonomy- eligible but not taxonomy-aligned economic activity referred to in Section 4.29 of Annexes I and II to Delegated Regulation 2021/2139 in the denominator of the applicable KPI	143	19.30%	143	19.30%	-	0.00%
5.	Amount and proportion of taxonomy- eligible but not taxonomy-aligned economic activity referred to in Section 4.30 of Annexes I and II to Delegated Regulation 2021/2139 in the denominator of the applicable KPI	48	6.46%	48	6.46%	-	0.00%
6.	Amount and proportion of taxonomy- eligible but not taxonomy-aligned economic activity referred to in Section 4.31 of Annexes I and II to Delegated Regulation 2021/2139 in the denominator of the applicable KPI	0	0.00%	0	0.00%	-	0.00%
7.	Amount and proportion of other taxonomy-eligible but not taxonomy-aligned economic activities not referred to in rows 1 to 6 above in the denominator of the applicable KPI	18	2.42%	18	2.42%	-	0.00%
8.	Total amount and proportion of taxonomy eligible but not taxonomy-aligned economic activities in the denominator of the applicable KPI	209	28.19%	209	28.19%	-	0.00%

Template 4 (Opex) - Taxonomy-eligible but not taxonomy-aligned economic activities

ROW	ECONOMIC ACTIVITIES	PROPORTION					
		CCM + CCA		Climate change mitigation (CCM)		Climate change adaptation (CCA)	
		Amount	%	Amount	%	Amount	%
1.	Amount and proportion of taxonomy- eligible but not taxonomy-aligned economic activity referred to in Section 4.26 of Annexes I and II to Delegated Regulation 2021/2139 in the denominator of the applicable KPI	-	-	-	-	-	-
2.	Amount and proportion of taxonomy- eligible but not taxonomy-aligned economic activity referred to in Section 4.27 of Annexes I and II to Delegated Regulation 2021/2139 in the denominator of the applicable KPI	-	-	-	-	-	-
3.	Amount and proportion of taxonomy- eligible but not taxonomy-aligned economic activity referred to in Section 4.28 of Annexes I and II to Delegated Regulation 2021/2139 in the denominator of the applicable KPI	-	-	-	-	-	-
4.	Amount and proportion of taxonomy- eligible but not taxonomy-aligned economic activity referred to in Section 4.29 of Annexes I and II to Delegated Regulation 2021/2139 in the denominator of the applicable KPI	-78	11.30%	-78	11.30%	0	0.00%
5.	Amount and proportion of taxonomy- eligible but not taxonomy-aligned economic activity referred to in Section 4.30 of Annexes I and II to Delegated Regulation 2021/2139 in the denominator of the applicable KPI	-18	2.63%	-18	2.63%	0	0.00%
6.	Amount and proportion of taxonomy- eligible but not taxonomy-aligned economic activity referred to in Section 4.31 of Annexes I and II to Delegated Regulation 2021/2139 in the denominator of the applicable KPI	-0.6	0.00%	-0.62	0.09%	0	0.00%
7.	Amount and proportion of other taxonomy-eligible but not taxonomy-aligned economic activities not referred to in rows 1 to 6 above in the denominator of the applicable KPI	-11	1.54%	-11	1.54%	-0.02	0.00%
8.	Total amount and proportion of taxonomy eligible but not taxonomy-aligned economic activities in the denominator of the applicable KPI	-108	15.56%	-108	15.56%	-0.02	0.00%

Template 5 (Revenues) - Taxonomy non-eligible economic activities

ROW	ECONOMIC ACTIVITIES	AMOUNT	PERCENTAGE
1.	Amount and proportion of economic activity referred to in row 1 of Template 1 that is taxonomy-non-eligible in accordance with Section 4.26 of Annexes I and II to Delegated Regulation 2021/2139 in the denominator of the applicable KPI	-	-
2.	Amount and proportion of economic activity referred to in row 2 of Template 1 that is taxonomy-non-eligible in accordance with Section 4.27 of Annexes I and II to Delegated Regulation 2021/2139 in the denominator of the applicable KPI	-	-
3.	Amount and proportion of economic activity referred to in row 3 of Template 1 that is taxonomy-non-eligible in accordance with Section 4.28 of Annexes I and II to Delegated Regulation 2021/2139 in the denominator of the applicable KPI	-	-
4.	Amount and proportion of economic activity referred to in row 4 of Template 1 that is taxonomy-non-eligible in accordance with Section 4.29 of Annexes I and II to Delegated Regulation 2021/2139 in the denominator of the applicable KPI	0	-
5.	Amount and proportion of economic activity referred to in row 5 of Template 1 that is taxonomy-non-eligible in accordance with Section 4.30 of Annexes I and II to Delegated Regulation 2021/2139 in the denominator of the applicable KPI	0	-
6.	Amount and proportion of economic activity referred to in row 6 of Template 1 that is taxonomy-non-eligible in accordance with Section 4.31 of Annexes I and II to Delegated Regulation 2021/2139 in the denominator of the applicable KPI	0	-
7.	Amount and proportion of other taxonomy-non-eligible economic activities not referred to in rows 1 to 6 above in the denominator of the applicable KPI	12,751	69.20%
8.	Total amount and proportion of taxonomy-non-eligible economic activities in the denominator of the applicable KPI	12,751	69.20%

Template 5 (Capex) - Taxonomy non-eligible economic activities

ROW	ECONOMIC ACTIVITIES	AMOUNT	PERCENTAGE
1.	Amount and proportion of economic activity referred to in row 1 of Template 1 that is taxonomy-non-eligible in accordance with Section 4.26 of Annexes I and II to Delegated Regulation 2021/2139 in the denominator of the applicable KPI	-	-
2.	Amount and proportion of economic activity referred to in row 2 of Template 1 that is taxonomy-non-eligible in accordance with Section 4.27 of Annexes I and II to Delegated Regulation 2021/2139 in the denominator of the applicable KPI	-	-
3.	Amount and proportion of economic activity referred to in row 3 of Template 1 that is taxonomy-non-eligible in accordance with Section 4.28 of Annexes I and II to Delegated Regulation 2021/2139 in the denominator of the applicable KPI	-	-
4.	Amount and proportion of economic activity referred to in row 4 of Template 1 that is taxonomy-non-eligible in accordance with Section 4.29 of Annexes I and II to Delegated Regulation 2021/2139 in the denominator of the applicable KPI	0	-
5.	Amount and proportion of economic activity referred to in row 5 of Template 1 that is taxonomy-non-eligible in accordance with Section 4.30 of Annexes I and II to Delegated Regulation 2021/2139 in the denominator of the applicable KPI	0	-
6.	Amount and proportion of economic activity referred to in row 6 of Template 1 that is taxonomy-non-eligible in accordance with Section 4.31 of Annexes I and II to Delegated Regulation 2021/2139 in the denominator of the applicable KPI	0	-
7.	Amount and proportion of other taxonomy-non-eligible economic activities not referred to in rows 1 to 6 above in the denominator of the applicable KPI	324	43.73%
8.	Total amount and proportion of taxonomy-non-eligible economic activities in the denominator of the applicable KPI	324	43.73%

Template 5 (Opex) - Taxonomy non-eligible economic activities

ROW	ECONOMIC ACTIVITIES	AMOUNT	PERCENTAGE
1.	Amount and proportion of economic activity referred to in row 1 of Template 1 that is taxonomy-non-eligible in accordance with Section 4.26 of Annexes I and II to Delegated Regulation 2021/2139 in the denominator of the applicable KPI	-	-
2.	Amount and proportion of economic activity referred to in row 2 of Template 1 that is taxonomy-non-eligible in accordance with Section 4.27 of Annexes I and II to Delegated Regulation 2021/2139 in the denominator of the applicable KPI	-	-
3.	Amount and proportion of economic activity referred to in row 3 of Template 1 that is taxonomy-non-eligible in accordance with Section 4.28 of Annexes I and II to Delegated Regulation 2021/2139 in the denominator of the applicable KPI	-	-
4.	Amount and proportion of economic activity referred to in row 4 of Template 1 that is taxonomy-non-eligible in accordance with Section 4.29 of Annexes I and II to Delegated Regulation 2021/2139 in the denominator of the applicable KPI	0	-
5.	Amount and proportion of economic activity referred to in row 5 of Template 1 that is taxonomy-non-eligible in accordance with Section 4.30 of Annexes I and II to Delegated Regulation 2021/2139 in the denominator of the applicable KPI	0	-
6.	Amount and proportion of economic activity referred to in row 6 of Template 1 that is taxonomy-non-eligible in accordance with Section 4.31 of Annexes I and II to Delegated Regulation 2021/2139 in the denominator of the applicable KPI	0	-
7.	Amount and proportion of other taxonomy-non-eligible economic activities not referred to in rows 1 to 6 above in the denominator of the applicable KPI	-427	61.58%
8.	Total amount and proportion of taxonomy-non-eligible economic activities in the denominator of the applicable KPI	-427	61.58%

With reference to Commission Delegated Regulation (EU) 2022/1214 of 9 March 2022, amending Delegated Regulation (EU) 2021/2178 by adding Article 8, paragraphs 6, 7, and 8, and providing for the use of the templates provided in Annex XII for the communication of activities related to nuclear and fossil fuels, it is clarified that models 2 and 3 have been omitted as they are not applicable to Edison's activities.

Process for identifying activities aligned with the Taxonomy Regulation

Edison has developed a process for assessing the eligibility and subsequent alignment of its activities. It consists of the following phases.

1. Mapping and identifying the Group's eligible activities and analysing their substantial contribution to at least one of the six objectives pointed out in the Regulation. This step was realised by carrying out interviews with the people responsible for the Taxonomy in each Division, who helped select the activities.
2. Verifying the technical screening criteria and compliance with the DNSH principle (do no significant harm to the other objectives) with the technical and administrative experts of the areas involved.
3. Verifying compliance with the Minimum Safeguards.
4. Calculating the KPIs envisaged by the Regulation: generated revenue, Capex, and Opex. It is worth underlining that the extraction of the economic figures, besides meeting the abovementioned criteria, was also carried out in based on the specific guidelines shared by the parent company EDF to ensure that they are comparable and consistent with the perimeter of activities defined by the Taxonomy Instructions.

Compliance with the Minimum Safeguards was carried out based on the approach outlined in the Platform on Sustainable Finance (PSF)'s Final Report on Minimum Safeguards, issued in October 2022. Edison takes on the International commitments of the United Nations included in the Universal Declaration of Human Rights and commits to implementing the principles enshrined in the Fundamental Conventions of the International Labour Organisation (ILO.) Furthermore, as a member of the UN Global Compact Network Italy, Edison has always strived to endorse and promote those principles within the framework of its relations with internal and external stakeholders.

The Company has analysed corporate processes and procedures in order to verify compliance with the indications provided by the Platform on Sustainable Finance. Specifically, the Edison Group has created sound procedures on:

Human rights

Starting in 2023, the Group adopted a human rights protection policy, in keeping with and as an integration to its Code of Ethics. At Edison, respect for human rights is a prerequisite for all operations and no violation whatsoever is admissible in this respect, neither on the part of its workforce in carrying out corporate activities, nor on the part of suppliers, subcontractors or partners. For more details, please see the paragraph "Human rights protection" in the section "Prerequisites and Enabling factors" of this document;

Anti-corruption

The Group has always strived to maximise work ethics among its personnel and has had Anti-corruption guidelines in place for several years. For more details, please see the paragraph "Business ethics" in the section "Prerequisites and Enabling factors" of this document;

Handling of tax-related issues

In 2018 Edison adopted a Tax Control Framework (TCF) as a tool to detect, assess, handle, and actively monitor fiscal risk and support the Internal Monitoring and Risk Management System currently in force. The TCF and the elements that uphold it were positively assessed by the Italian Revenue Agency within the framework of the investigation that led Edison to being admitted to the Cooperative Compliance Regime. Becoming part of said regime is an important testament to Edison Group's unwavering efforts to improve risk management processes and internal monitoring system, especially fiscal risk. For more details, please see the section "Approach to taxation and tax governance, control and risk management";

Competitive practices

Edison has established procedures and controls to ensure compliance with competition protection rules. Within this framework, on 15 November 2023, the Italian Antitrust Authority (AGCM, *Autorità Garante della Concorrenza e del Mercato*) notified the Company of a fine in the amount of € 5,000, imposed as a result of the investigation that began in December 2022, which was based on Edison Energia's alleged failure to comply with the provisions of the Aiuti Bis Decree with regard to unilateral contract amendments. As the jurisprudence of the Lazio Regional Administrative Court itself and of the Council of State has confirmed, as well as the exiguity of the sanction imposed, the proceedings have made it possible to ascertain that the interpretation given to the Decree by the Company, which never made "unilateral contract amendments" during the period in which the decree was in force, but simply and legitimately "proposed new economic conditions" on the expiry of the previous ones, was entirely correct. In fact, the measure demonstrates how the number of Edison Energia customers who suffered disruptions in service during the pending implementation of the Aiuti Bis Decree was extremely limited (about 800 customers) and how the Company promptly adopted all appropriate measures to neutralise any economic prejudice for them.

Furthermore, the Group has its own Code of Ethics that guarantees the protection of the aforementioned areas across the board.

For better understanding the rationale behind each KPI, please refer to the charts above, which provide a detailed breakdown of the activities mapped according to the requirements of the Annexes to the Disclosure Delegated Act of the EU Regulation 2020/852 and subsequent amendments. The calculation methods of each investigated KPI are outlined below.

Turnover KPI*

$$\text{Turnover KPI (\%)} = \frac{\text{(Turnover aligned with EU Taxonomy)}}{\text{total turnover}}$$

The turnover KPI was calculated by placing the consolidated amount found within the profit and loss account under the heading 'Sales Revenues' in the denominator, while the numerator was the sum of the sales revenues of the various activities aligned with the taxonomic requirements as per the process defined above.

It should be noted that, in order to identify the allowable revenue shares for the various activities, the components relating to:

- revenues from dispatching and transport charges (for the customer);
- revenues from the resale of electricity purchased from third parties;
- were excluded.

Inoltre, come richiamato dall'allegato I del Regolamento delegato (UE) 2021/2178 della Commissione del 6 luglio 2021, punto 1.2.2.3. "Disaggregazione dei KPI" nei casi in cui non fosse stato disponibile il dettaglio per tecnologia (in particolare per la ripartizione tra idroelettrico, eolico e fotovoltaico), l'allocazione dei ricavi relativi alla produzione di energia elettrica è stata effettuata sulla base della produzione.

L'indicatore relativo al fatturato passa, per quanto riguarda l'ammissibilità, da 23% del 2022 a 31% del 2023 e, per quanto riguarda l'allineamento, da 3% a 7%. La diminuzione dello scenario prezzi, che ha ridotto di oltre un terzo il fatturato del Gruppo rispetto all'esercizio precedente, ha maggiormente caratterizzato le attività non tassonomiche; inoltre, si registra un forte incremento dei ricavi legati alla produzione di energia idroelettrica, che nel 2022 erano stati penalizzati da una idraulicità eccezionalmente bassa.

Capex KPI*

$$\text{Capex KPI (\%)} = \frac{\text{Capex aligned with EU Taxonomy}}{\text{Total Capex}}$$

The Capex KPI refers to the percentage of investments aligned with taxonomy requirements that meet their technical screening criteria and DNSH specifications.

The total denominator was calculated considering the value of the increase in tangible assets (IAS 16), intangible assets (IAS 16) and Edison's rights of use (IFRS 16). It should be noted that the value of the increase in fixed assets includes acquisitions (IFRS 3 revised), whereas investments in financial assets were excluded. With regard to the numerator, on the other hand, the calculation was performed according to the steps reported in the related methodological note and associating the selection criteria used for the denominator with the individual assets identified as aligned.

It is worth noting that the share of investments (Capex) aligned with the Taxonomy Regulation is 27% of the total (compared to 35% last year), 23% is related to generation from renewables (in particular hydroelectric and photovoltaic generation activities) and 3% to biogas generation activities. Eligible, non-aligned investments are related to electricity generation and cogeneration activities from natural gas, pursuant to the Complementary Gas and Nuclear Act. Last year's result was characterised by a major acquisition in the energy services area, which was not replicated in 2023. The Group expects a decisive increase in its investments over the next few years, with cumulative Capex in the period 2023-2030 amounting to EUR 10 billion - concentrated in particular in the area of electricity generation from renewable sources - of which an estimated 75% are aligned with the EU Taxonomy Regulation.

Opex KPI*

$$\text{Opex KPI (\%)} = \frac{\text{Opex aligned with EU Taxonomy}}{\text{Total Opex}}$$

The Opex KPI is related to the percentage of operating expenses that meet the regulatory requirements. Therefore, the following expenses are taken into consideration: Research and Development, maintenance and repairs, personnel costs, and any other expense required to ensure the actual and ongoing day-to-day functioning of assets. In particular, the numerator includes about:

- € 23 M spent in energy production from photovoltaic plants;
- € 43 M spent in energy production from wind power plants;
- € 38 M spent in energy production from hydroelectric plants and pumping systems;
- € 96 M spent in energy production and co-generation from natural gas (eligible but not aligned);
- € 50 M spent in energy efficiency services.

The denominator does not include expenses related to the commercial area, the mid-stream area and part of corporate costs.

As for the numerator, on the other hand, this was calculated as the sum of the taxonomic Opex of the individual eligible assets, which were determined by selecting the relative economic values with the same logic implemented for the selection of the relative expenses that make up the denominator. Within the value thus obtained, it should be noted that the operating expenses aligned with the taxonomic requirements are mainly those related to the assets deriving from renewables and energy efficiency operations.

Finally, as recalled by Annex I of Commission Delegated Regulation (EU) 2021/2178 of 6 July 2021, point 1.2.2.3. "Breakdown of KPIs", in the event that precise data by technology could not be found, the expenses related to electricity production were allocated on the basis of installed capacity.

The Opex-related indicator stands at 38% in terms of eligibility, with 22% in terms of alignment, essentially unchanged from last year. The main activities are production from renewables (14%) and energy efficiency services (7%). The main eligible, yet not aligned activity is ascribable to electricity generation and co-generation from natural gas, in compliance with the Complementary Delegated Act on Gas and Nuclear.

* The 2022 KPIs were restated considering the deconsolidation of the activities of Edison Stoccaggio Spa, classified as discontinued operations in the consolidated financial statements as of 31 December 2023. In particular, it should be noted that this deconsolidation only has an effect on the magnitudes placed at the denominator, as the storage activities were not included in the scope of the Group's taxonomic activities in the mapping carried out in 2022 and 2021.

Climate Action

GRI 302-1 Energy consumed within the organisation SASB - Electric Utilities & Power generators IF-EU-000.E

The sources of the conversion and emission factors used for fossil fuels and electricity are shown within the following tables.

ENERGY CARRIER	CONVERSION FACTOR SOURCE		
	2021	2022	2023
Natural gas			
Diesel	ISPRA, Table of national standard parameters, 2021	ISPRA, Table of national standard parameters, 2022	ISPRA, Table of national standard parameters, 2023
Petrol			
Coal			
Biomass	DEFRA, UK Government conversion factors for company reporting, 2021	DEFRA, UK Government conversion factors for company reporting, 2022	DEFRA, UK Government conversion factors for company reporting, 2023
Biogas			
Electricity	Costant	Costant	Costant
District heating	Costant	Costant	Costant

	2021		2022		2023	
	Thousands of GJ	GWh	Thousands of GJ	GWh	Thousands of GJ	GWh
NON-RENEWABLE FUELS						
Natural gas	102,076	28,354	122,142	33,928	106,371	29,547
of which for production of electricity	102,010	28,336	122,090	33,914	106,329	29,536
of which for auxiliary consumption	56	16	44	12	33	9
of which for heating	9	3	8	2	9	3
Diesel	65	18	53	15	708	197
Petrol	1	0,2	2	1	11	3
Fuel oil	0	0	0	0	0	0
Coal	1,746	485	1,528	424	1,461	406

NON-RENEWABLE ELECTRICITY						
Electricity acquired from non-renewable sources	54,448	15,124	54,348	15,097		
Electricity acquired from non-renewable sources and sold to third parties	53,622	14,895	51,259	14,238		
Non-renewable electricity consumed	826	229	3,089	858	815	226

HEATING						
District heating acquired from non-renewable sources	2	1	2	1	2	1

Energy consumption from non-renewable sources	104,716	29,088	126,816	35,227	109,369	30,380
--	----------------	---------------	----------------	---------------	----------------	---------------

RENEWABLE FUELS						
Biomass (includes wood, nutshell, chips, pellet)	419	117	406	113	368	102
Biogas	136	38	132	37	105	29
Waste (Special waste + CDR)	0	0	0	0	0	0

	2021		2022		2023	
	Thousands of GJ	GWh	Thousands of GJ	GWh	Thousands of GJ	GWh
RENEWABLE ELECTRICITY						
Electricity acquired from renewable sources	11,401	3,167	12,949	3,597		
Electricity acquired from renewable sources and sold to third parties	11,401	3,167	12,942	3,595		
Electricity self-produced and self-consumed from renewable sources	233	65	323	90	23	6
Renewable electricity consumed	233	65	330	92	23	6
Energy consumption from renewable sources	789	219	868	241	496	138

GRI 302-4 Reduction of energy consumption

	2021		2022		2023*	
	Thousands of GJ	GWh	Thousands of GJ	GWh	Thousands of GJ	GWh
Reduction in electricity consumption	39	11	18	5	390	108
Reduction in natural gas consumption	1,529	425	1,638	455	1,426	396

* Please note that for the sake of an improved calculation methodology, the data for 2023 was collected by including data from reduction projects not covered by White Certificates, in addition to the projects covered by White Certificates, already considered in previous years. Thanks to this breakdown, it is possible to report that 96% of the reduction in electricity consumption is due to projects not covered by White Certificates (certified by EGE). These initiatives correspond to municipalities' public lighting efficiency measures within the framework of CONSIP tenders. The number of TOE saved is calculated by means of a CONSIP addendum after a full year of post-intervention reporting and is, as mentioned, certified by EGE.

GRI 305-1 Direct (Scope 1) GHG emissions, GRI 305-2 Energy indirect (Scope 2) GHG emissions, GRI 305-3 Other indirect (Scope 3) GHG emissions, SASB - Electric Utilities & Power generators IF-EU-110a.1

The sources of the emission factors used to calculate Scope 1 emissions are shown within the following table.

EMISSION SOURCE	EMISSION FACTOR SOURCE		
	2021	2022	2023
Natural gas			
Diesel	ISPRA, Table of national standard parameters, 2021	ISPRA, Table of national standard parameters, 2022	ISPRA, Table of national standard parameters, 2023
Petrol			
Coal			
Biomass	DEFRA, Government conversion factors for company reporting, 2021	DEFRA, Government conversion factors for company reporting, 2022	DEFRA, Government conversion factors for company reporting, 2023
Biogas			
District heating	ISPRA, Table of national standard parameters, 2021	ISPRA, Table of national standard parameters, 2022	ISPRA, Table of national standard parameters, 2023

EMISSION SOURCE	EMISSION FACTOR SOURCE		
	2021	2022	2023
Refrigerant gases	IPCC Emission factors - 5 th Assessment, ADEME Base Carbone, DEFRA, Government conversion factors for company reporting, 2021	IPCC Emission factors - 5 th Assessment, ADEME Base Carbone, DEFRA, Government conversion factors for company reporting, 2022	IPCC Emission factors - 5 th Assessment, ADEME Base Carbone, DEFRA, Government conversion factors for company reporting, 2023
Distribution gas leaks	Global Warming Potential - Climate Policy Watcher	Global Warming Potential - Climate Policy Watcher	Global Warming Potential - Climate Policy Watcher

The sources of the emission factors used to calculate Scope 2 emissions are shown within the following table.

EMISSION SOURCE	EMISSION FACTOR SOURCE		
	2021	2022	2023
LOCATION-BASED			
Electricity	IEA CO ₂ emissions from fuel combustion - 2021 edition (2019 data)	IEA CO ₂ emissions from fuel combustion - 2021 edition (2019 data)	IEA CO ₂ emissions from fuel combustion - 2023 edition (2021 data)
District cooling	ISPRA, Atmospheric emission factors of greenhouse gases in the domestic electricity sector and major European countries, 2021	ISPRA, Atmospheric emission factors of greenhouse gases in the domestic electricity sector and major European countries, 2022	ISPRA, Atmospheric emission factors of greenhouse gases in the domestic electricity sector and major European countries, 2023
District heating	ISPRA, Atmospheric emission factors of greenhouse gases in the domestic electricity sector and major European countries, 2021	ISPRA, Atmospheric emission factors of greenhouse gases in the domestic electricity sector and major European countries, 2022	ISPRA, Atmospheric emission factors of greenhouse gases in the domestic electricity sector and major European countries, 2023
Steam	ISPRA, Atmospheric emission factors of greenhouse gases in the domestic electricity sector and major European countries, 2021	ISPRA, Atmospheric emission factors of greenhouse gases in the domestic electricity sector and major European countries, 2022	ISPRA, Atmospheric emission factors of greenhouse gases in the domestic electricity sector and major European countries, 2023
MARKET-BASED			
Electricity	AIB - European Residual Mixes, 2021	AIB - European Residual Mixes, 2022	AIB - European Residual Mixes, 2023
Cooling	ISPRA, Atmospheric emission factors of greenhouse gases in the domestic electricity sector and major European countries, 2021	ISPRA, Atmospheric emission factors of greenhouse gases in the domestic electricity sector and major European countries, 2022	ISPRA, Atmospheric emission factors of greenhouse gases in the domestic electricity sector and major European countries, 2023
Heating	ISPRA, Atmospheric emission factors of greenhouse gases in the domestic electricity sector and major European countries, 2021	ISPRA, Atmospheric emission factors of greenhouse gases in the domestic electricity sector and major European countries, 2022	ISPRA, Atmospheric emission factors of greenhouse gases in the domestic electricity sector and major European countries, 2023
Steam	ISPRA, Atmospheric emission factors of greenhouse gases in the domestic electricity sector and major European countries, 2021	ISPRA, Atmospheric emission factors of greenhouse gases in the domestic electricity sector and major European countries, 2022	ISPRA, Atmospheric emission factors of greenhouse gases in the domestic electricity sector and major European countries, 2023

	UNIT*	2021	2022	2023***
GRI 305-1: Direct Emissions of GHG (Scope 1)	tCO₂	5,855,519	6,865,231	6,309,652
of which CO ₂ for electricity and thermal energy	tCO ₂	5,819,208	6,841,769	6,218,388
of which under ETS	%	91%	93%	90%
GRI 305-2: Indirect Emissions of GHG (Scope 2) - location based	tCO₂	65,397	217,414	60,437
GRI 305-2: : Indirect Emissions of GHG (Scope 2) - market based	tCO₂	105,301	392,134	103,500
GRI 305-3: Other Indirect (Scope 3) GHG Emissions**	tCO₂		21,051,735	16,576,978
of which CO ₂ e per purchased goods and services (cat. 1)	tCO ₂		2,773,879	2,204,994
of which CO ₂ e per fuel and energy related activities (cat. 3)	tCO ₂		1,267,899	1,203,565

	UNIT*	2021	2022	2023***
of which CO ₂ e per use of sold products (cat. 11)	tCO ₂		16,303,607	12,602,758
of which CO ₂ e per investments (cat. 15)	tCO ₂		604,681	456,649

* Scope 1, Scope 2 and Scope 3 emissions are expressed in tonnes of CO₂; however, the percentage of methane and nitrous oxide has a negligible effect on the total greenhouse gas emissions (CO₂ equivalent) as can be deduced from the technical literature.
 ** Scope 3 emissions were the subject of an in-depth analysis in 2023, which made it possible to define as applicable to the Edison Group 11 out of 15 categories as indicated by the GHG Protocol. This analysis led to the recalculation of emissions for the year 2022. Details of the categories that account for about 99% of total Scope 3 emissions are reported. It should be noted that for category 1 the quantities of fuels resold to the wholesale market were not considered; the emission factors referring to the quantities of LNG reported in both category 1 and category 11 are taken from the LCA study carried out by Edison for its specific activity. The emissions reported in category 15 are lower than in 2022 because, at the time of reporting, not all of the economic data of the companies in which Edison has invested were available.
 *** In the year 2023, the reporting of direct and indirect emissions is lower than in the year 2022 due to a lower production of electricity and thermoelectric energy produced and due to a lower quantity of fuels purchased for resale to end customers.

GRI 305-4 GHG Emissions Intensity

	UNIT	2021	2022	2023
Intensity of emissions (electricity and thermal energy)	gCO ₂ e/kWh	272	293	284
Intensity of emissions (thermoelectric and thermal energy produced)	gCO ₂ e/kWh	350	345	364

Installed capacity, divided by primary energy source

	UNIT	2021	2022	2023
Capacity from non-renewable sources (thermoelectric plants)	MW	7,838	8,491	8,581
of which electric	MW	4,490	5,146	5,104
of which thermal	MW	1,344	1,342	1,523
Capacity from thermal plants	MW	2,004	2,002	1,953
Capacity from renewable sources	MW	1,967	2,081	2,173
Hydroelectric plant capacity	MW	866	882	897
Wind plant capacity	MW	975	1,070	1,070
Photovoltaic plant capacity	MW	93	96	174
Biomass plant capacity	MW	3	3	3
Thermal capacity of biomass plants	MW	31	29	30
Total Capacity (Electricity + Heating)	MW	9,805	10,571	10,754
Total electric capacity	MW	6,426	7,197	7,248
Electric capacity from renewable sources*	%	30%	29%	30%

* It should be noted that, due to an improved calculation methodology, the percentage of electrical capacity from renewable sources for 2021 and 2022 has been subjected to a restatement.

SASB - Electric Utilities & Power generators IF-EU-000.D - Net electricity production*

	2021		2022		2023	
	GWh	Migliaia di GJ	GWh	Migliaia di GJ	GWh	Migliaia di GJ
Non-renewable energy (thermoelectric)	16,348	58,851	19,234	69,244	16,283	59,788
of which combined cycle	14,021	50,477	16,963	61,069	14,571	52,454
of which electricity	12,394	44,620	15,879	57,164	13,725	49,410
of which thermal energy	1,627	5,857	1,085	3,904	846	3,044
Renewable energy (electric)	4,734	17,042	3,389	12,201	4,497	16,189
of which hydroelectric energy	2,665	9,595	1,437	5,174	2,340	8,426
of which wind power	1,863	6,705	1,814	6,531	2,011	7,240
of which energy from other renewable sources (biomass)	109	392	118	426	83	301
of which energy from other renewable sources (solar, photovoltaic)	97	349	19	69	62	223
Total production*	21,003	75,612	22,623	81,444	20,780	75,977
Share of total energy produced from renewable sources	22%		15%		22%	
Total electric power production	17,050	61,380	19,268	69,365	18,222	65,599
of which from non-renewable sources (thermoelectric)	75%		85%		78%	
of which from renewable sources	27%		18%		25%	
of which from renewable sources (hydroelectric)	16%		7%		13%	
of which from renewable sources (wind)	11%		9%		11%	
of which from biomass	1%		1%		0%	
of which from photovoltaic	0%		0%		0%	
Total thermal power production	3,595	12,943	2,984	10,743	2,407	8,666

* All net generated electricity is sold to third parties. Please note that due to an improvement in the calculation methodology, the data relating to 2021 and 2022 have been partially restated.

Green energy sold to customers (residential, SMEs and Business)

	UNIT	2021	2022	2023*
Total green energy quantity sold to customers	GWh	3,319	4,014	3,692

* The relative data for 2023 was estimated on the basis of invoiced volumes and the consumption forecast for the last half of 2023. The reduction in volume is primarily related to the contraction in industrial consumption recorded in general on the Italian market during 2023.

Gas volumes offset with certified carbon credits (Residential, SME and Business)

	2021		2022		2023*	
	tCO ₂	Smc	tCO ₂	Smc	tCO ₂	Smc
Business	-	-	21,844	11,113,911	12,162	6,130,013
Retail	-	-	219,181	110,474,294	434,607	219,054,966

* The 2023 data is a result of the Group's strategy to increase 'green' sales to residential customers, both at the acquisition and renewal stage.

Biomethane sold to customers

	UNIT OF MEASUREMENT	2021	2022	2023*
Biomethane sold to final customer	Smc	95,263,000	104,195,313	105,253,843

* The quantity for December 2023 was estimated.

Total amount invested in renewable energy

	UNIT OF MEASUREMENT	2021	2022	2023
Total investment amount	Millions of €	123	178	162
Wind farms	Millions of €	75	142	6
Solar plants	Millions of €	-	-	0
Hydroelectric plants	Millions of €	29	34	79
Biomass plants	Millions of €	2	4	23
Of which first generation biomass	Millions of €	-	-	0
Of which advanced biomass	Millions of €	2	4	22
PV plants	Millions of €	17	-1*	54
Biogas production	Millions of €	1	16	18

* Disposal of assets.

Human capital and inclusion

GRI 406-1 Incidents of discrimination and corrective actions taken

	2021	2022	2023
Total number of incidents of discrimination during the reporting period	0	0	0

GRI 405-1 Breakdown of personnel by employee category, by gender

	2021		2022		2023 (complete data)		2023* (data without Stocaggio)	
	n.	%	n.	%	n.	%	n.	%
Managers	191	100	209	100	216	100	215	100
of which men	149	78	162	78	166	77	165	77
of which women	42	22	47	22	50	23	50	23
Middle managers	745		819	100	902	100	887	100
of which men	519	70	572	70	617	68	603	68
of which women	226	30	247	30	285	32	284	32
Office staff	2,093		2,411	100	2,498	100	2,485	100
of which men	1,349	64	1,552	64	1,613	65	1,603	65
of which women	744	36	859	36	885	35	882	35
Production staff	1,889		2,379	100	2,398	100	2,370	100
of which men	1,865	99	2,333	98	2,351	98	2,323	98
of which women	24	1	46	2	47	2	47	2
Total	4,918	100	5,818	100	6,014	100	5,957	100
of which men	3,882	79	4,619	79	4,747	79	4,694	79
of which women	1,036	21	1,199	21	1,267	21	1,263	21

* This column reports the 2023 data restated without the contribution of the company Edison Stocaggio SpA as the activity is intended for sale. For further information see methodological note.

GRI 405-1 Breakdown of personnel by employee category, by vulnerable categories

	2021		2022		2023 (complete data)		2023* (data without Stocaggio)	
	n.	%	n.	%	n.	%	n.	%
Managers	191	100	209	100	216	100	215	100
of which protected categories (disabled + other categories)	0	0	0	0	0	0	0	0
Middle managers	745	100	819	100	902	100	877	100
of which protected categories (disabled + other categories)	8	1	9	1	10	1	10	1
Office staff	2,093	100	2,411	100	2,498	100	2,485	100
of which protected categories (disabled + other categories)	114	5	131	5	139	6	138	6
Production staff	1,889	100	2,379	100	2,398	100	2,370	100
of which protected categories (disabled + other categories)	78	4	103	4	117	5	115	5

	2021		2022		2023 (complete data)		2023* (data without Stocaggio)	
	n.	%	n.	%	n.	%	n.	%
Total	4,918	100	5,818	100	6,014	100	5,957	100
of which protected categories (disabled + other categories)	200	4	243	4	266	4	263	4

* This column reports the 2023 data restated without the contribution of the company Edison Stocaggio SpA as the activity is intended for sale. For further information see methodological note.

GRI 405-1 Breakdown of personnel by employee category, by age group

	2021		2022		2023 (complete data)		2023 (data without Stocaggio)	
	n.	%	n.	%	n.	%	n.	%
Managers	191	100	209	100	216	100	215	100
of which < 30 years old	0	0	0	0	0	0	0	0
of which between 30 and 50 years old	62	32	65	31	75	35	75	35
of which > 50 years old	129	68	144	69	141	65	140	65
Middle managers	745	100	819	100	902	100	887	100
of which < 30 years old	1	0	2	0	1	0	1	0
of which between 30 and 50 years old	470	63	504	62	584	65	577	65
of which > 50 years old	274	37	313	38	317	35	309	35
Office staff	2,093	100	2,411	100	2,498	100	2,485	100
of which < 30 years old	198	9	257	11	290	12	289	12
of which between 30 and 50 years old	1,329	63	1,450	60	1,519	61	1,513	61
of which > 50 years old	566	27	704	29	689	28	683	27
Production staff	1,889	100	2,379	100	2,398	100	2,370	100
of which < 30 years old	125	7	160	7	158	7	158	7
of which between 30 and 50 years old	939	50	1,134	48	1,172	49	1,155	55
of which > 50 years old	825	44	1,085	46	1,068	45	1,057	38
Total	4,918	100	5,818	100	6,014	100	5,957	100
of which < 30 years old	324	7	419	7	449	7	448	8
of which between 30 and 50 years old	2,800	57	3,153	54	3,350	56	3,320	56
of which > 50 years old	1,794	36	2,246	39	2,215	37	2,189	36

GRI 2-7 Employees by employment contract (permanent and fixed-term), by gender

	UNIT OF MEASUREMENT	2021	2022	2023 (complete data)	2023 (data without Stocaggio)
Permanent	n.	4,838	5,699	5,946	5,889
men	n.	3,813	4,526	4,696	4,643
women	n.	1,025	1,173	1,250	1,246
Fixed-term	n.	80	119	68	68
men	n.	69	93	51	51
women	n.	11	26	17	17

	UNIT OF MEASUREMENT	2021	2022	2023 (complete data)	2023 (data without Stocaggio)
Total	n.	4,918	5,818	6,014	5,957
men	n.	3,882	4,619	4,747	4,694
women	n.	1,036	1,199	1,267	1,263

GRI 2-7 Employees by employment contract (permanent and fixed-term), by geographical area

	UNIT OF MEASUREMENT	2021	2022	2023**
Tempo indeterminato	n.	4,838	5,699	5,946
abroad*	n.	664	1,207	1,208
Tempo determinato	n.	80	119	68
abroad	n.	30	62	33
Totale	n.	4,918	5,818	6,014
abroad	n.	694	1,269	1,241

* By foreign, the Group means employees in Spain and Poland.

** Note that for 2023 the data for Edison Stocaggio is zero.

GRI 2-7 Employees by employment type (full time and part-time), by gender

	UNIT OF MEASUREMENT	2021	2022	2023 (complete data)	2023* (data without Stocaggio)
Full-time employees	n.	4,783	5,644	5,853	5,796
men	n.	3,854	4,585	4,719	4,666
women	n.	929	1,059	1,134	1,130
Part-time employees	n.	135	174	161	161
men	n.	28	34	28	28
women	n.	107	140	133	133
Total	n.	4,918	5,818	6,014	5,957
men	n.	3,882	4,619	4,747	4,694
women	n.	1,036	1,199	1,267	1,263

* This column reports the 2023 data restated without the contribution of the company Edison Stocaggio SpA as the activity is intended for sale. For further information see methodological note.

GRI 2-7 External workers by employment type (full time and part-time), by gender

	UNIT OF MEASUREMENT	2021	2022	2023**
Dipendenti full time	n.	4,783	5,644	5,853
abroad*	n.	679	1,221	1,201
Dipendenti part time	n.	135	174	161
abroad	n.	15	48	40
Totale	n.	4,918	5,818	6,014
abroad	n.	694	1,269	1,241

* By foreign, the Group means employees in Spain and Poland.

** Note that for 2023 the data for Edison Stocaggio is zero.

GRI 2-8 Non-employee workers

	UNIT OF MEASUREMENT	2021	2022	2023*
Interns	n.	43	48	74
men	n.	29	35	55
women	n.	14	13	19
Temporary staff	n.	63	50	43
men	n.	37	28	28
women	n.	26	22	15
Total	n.	106	98	117
men	n.	66	63	83
women	n.	40	35	34

* Note that for 2023 the data for Edison Stocaggio is zero.

GRI 401-1 Total number of new employee hires by age group and gender

	2021					2022					2023* (complete data)					2023** (data without Stocaggio)				
	< 30 years	30-50 years	> 50 years	n.	%	< 30 years	30-50 years	> 50 years	n.	%	< 30 years	30-50 years	> 50 years	n.	%	< 30 years	30-50 years	> 50 years	n.	%
Men	87	136	18	241	77	70	128	36	234	71	99	214	36	349	73	99	212	35	346	73
Women	30	40	1	71	23	42	47	5	94	29	41	80	10	131	27	41	80	10	131	27
Total	117	176	19	312		112	175	41	328		140	294	46	480		140	292	45	477	
%	38	56	6			34	53	13			29	61	0			29	61	0		

Please note that, for an improvement in the calculation methodology, the tables report the percentages by gender and age group and that the data relating to the number of new hires do not consider intragroup transfers.

* Note that the entry rate for the Group, calculated as the ratio of total hires to total workforce, for 2023 is 7% and 10% for men and women, respectively.

** This column reports the 2023 data restated without the contribution of the company Edison Stocaggio SpA as the activity is intended for sale.

For further information see methodological note.

GRI 401-1 Total number and rate of employee turnover by age group and gender

	2021					2022					2023* (complete data)					2023** (data without Stocaggio)				
	< 30 years	30-50 years	> 50 years	n.	%	< 30 years	30-50 years	> 50 years	n.	%	< 30 years	30-50 years	> 50 years	n.	%	< 30 years	30-50 years	> 50 years	n.	%
Men	32	107	108	247	80	32	144	107	283	79	35	118	120	273	81	35	117	119	271	82
Women	5	43	14	62	20	10	46	18	74	21	12	45	5	62	19	12	45	4	61	18
Total	37	150	122	309		42	190	125	357		47	163	125	335		47	162	123	332	
%	12	49	39			12	53	35			14	49	37			14	49	37		

It should be noted that, for an improvement in the calculation methodology, the tables report the percentages by gender and age group and that the data relating to the number of terminations do not consider intragroup transfers.

* Note that the exit rate for the Group, calculated as the ratio of total terminations to the total workforce, for 2023 is 6% and 5% for men and women respectively.

** This column reports the 2023 data restated without the contribution of the company Edison Stocaggio SpA as the activity is intended for sale.

For further information see methodological note.

GRI 401-1 Total number of new employee hires by age group and gender - Foreign

	2023			
	< 30 years	30 -50 years	> 50 years	n.
Men	13	38	6	57
of which Poland	0	4	2	6
of which Spain	13	34	4	51
Women	8	9	3	20
of which Poland	0	1	0	1
of which Spain	8	8	3	19
Total	21	47	9	77
of which Poland	0	5	2	7
of which Spain	21	42	7	70

GRI 401-1 Total number and rate of employee turnover by age group and gender - Foreign

	2023			
	< 30 years	30 -50 years	> 50 years	n.
Men	8	24	21	53
of which Poland	1	2	15	18
of which Spain	7	22	6	35
Women	3	7	1	11
of which Poland	0	2	1	3
of which Spain	3	5	0	8
Totale	11	31	22	64
of which Poland	1	4	16	21
of which Spain	10	27	6	43

GRI 404-1 Training hours provided by employee category

	UNIT OF MEASUREMENT	2021	2022	2023	
				(complete data)	(data without Stocaggio)
Managers	n.	6,259	6,768	10,362	10,339
men	n.	4,301	4,696	7,683	7,661
women	n.	1,958	2,072	2,679	2,679
Middle managers	n.	27,810	30,941	42,804	42,254
men	n.	17,890	20,273	28,038	27,705
women	n.	9,920	10,668	14,766	14,548
Office staff	n.	75,645	87,327	104,431	103,509
men	n.	53,213	60,822	70,889	70,217
women	n.	22,432	26,505	33,543	33,292
Production staff	n.	54,759	66,280	49,513	49,245
men	n.	54,609	65,912	49,065	48,797
women	n.	150	368	448	448
Total	n.	164,473	191,315	207,110	205,347
men	n.	130,013	151,702	155,674	154,380
women	n.	34,460	39,613	51,435	50,967

GRI 404-1 Average hours of training per employee, by gender

	UNIT OF MEASUREMENT	2021	2022	2023	
				(complete data)	(data without Stocaggio)
Managers	n.	33	32	48	48
men	n.	29	29	46	46
women	n.	47	44	54	54
Middle managers	n.	37	38	47	48
men	n.	34	35	45	46
women	n.	44	43	52	51
Office staff	n.	36	36	42	42
men	n.	39	39	44	44
women	n.	30	31	38	38
Production staff	n.	29	28	21	21
men	n.	29	28	21	21
women	n.	6	8	10	10
Total	n.	33	33	34	34
men	n.	33	33	33	33
women	n.	33	32	41	40

GRI 404-3 Percentage of employees receiving regular performance and career development reviews

	2021		2022		2023		2023	
	n.	%	n.	%	(complete data)		(data without Stocaggio)	
Managers	189	99	204	98	213	99	212	100
men	148	99	158	98	163	98	162	76
women	41	98	46	98	50	100	50	24
Middle managers	717	96	766	94	868	96	853	100
men	499	96	531	93	592	96	578	68
women	218	96	235	95	276	97	275	32
Office staff	1,900	91	2,189	91	2,230	89	2,217	100
men	1,237	92	1,420	91	1,456	90	1,446	65
women	663	89	769	90	774	87	771	35
Production staff	1,676	89	1,796	75	1,967	82	1,939	100
men	1,656	89	1,772	76	1,943	83	1,915	99
women	20	83	24	52	24	51	24	1
Total	4,482	91	4,955	85	5,278	88	5,221	87
men	3,540	91	3,881	84	4,154	88	4,101	87
women	942	91	1,074	90	1,124	89	1,120	88

Return to work and retention rates after parental leave, by gender

	UNIT OF MEASUREMENT	2021	2022	2023
Employees entitled to parental leave	n.	4,910	5,818	6,014
men	n.	1,032	1,199	1,267
women	n.	3,878	4,619	4,747
Employees who took parental leave	n.	87	100	106
men	n.	83	96	97
women	n.	4	4	9
Employees whose parental leave ended in the year	n.	54	70	82
men	n.	50	67	74
women	n.	4	3	8
Employees whose parental leave ended in the year and who returned to work	n.	54	70	82
men	n.	50	67	74
women	n.	4	3	8
Total retention rate*	%	100%	100%	100%
Retention rate for women	%	100%	100%	100%

* Total return rate equals the total number of employees who returned to work after finishing parental leave in the reporting year out of the total number of employees who finished parental leave. The female employee return rate equals the number of female employees who returned to work after finishing parental leave in the reporting year out of the total number of female employees who finished parental leave.

GRI 2-30 Collective bargaining agreements

	UNIT OF MEASUREMENT	2021	2022	2023 (complete data)	2023 (data without Stocaggio)
Employees covered by the national bargaining agreement	n.	4,918	5,818	6,014	5,957
Employees who are members of a trade union	n.	1,195	1,314	1,332	1,306
Employees covered by the national bargaining agreement	%	100	100	100	100
Employees who are members of a trade union	%	24	23	22	22

GRI 2-21 Annual total compensation ratio

	2023*
Ratio of the annual total compensation	13.9

The KPI reports the ratio between the remuneration of the person receiving the highest remuneration and the median of all employees.

* The calculation is made considering the GAGR (Gross Annual Global Remuneration), given by GAR (Gross Annual Remuneration) + Theoretical Variable (not including the performance bonus).

Ratio between basic salary of women with respect to men

	UNIT OF MEASUREMENT	2021	2022	2023
Top Management*				
Remuneration ratio of women to men		n.d.	n.d.	n.d.
Age ratio of women to men (average years)		n.d.	n.d.	n.d.
Management				
Remuneration ratio of women to men		94	92	93.3
Age ratio of women to men (average years)	n.	1.8	1.5	1.6
Professionals				
Remuneration ratio of women to men		95	94.4	93.9
Age ratio of women to men (average years)	n.	1.8	2.1	2.4
Office staff				
Remuneration ratio of women to men		92	92.4	92.7
Age ratio of women to men (average years)	n.	1.8	1.8	1.4
Production staff*				
Remuneration ratio of women to men		n.d.	n.s.	n.d.
Age ratio of women to men (average years)	n.	n.d.	n.s.	n.d.

* With reference to the ratio of basic salary of women to men for the "Office staff" and "Top Management" categories, the data are not relevant for the KPI calculations, given the low numerical representation of the female gender in these categories. In addition, the data does not include local employees of foreign offices as well as employees of Italian companies with non-centralized pay roll.

Mobility: employees subject to promotions during the reporting period

	2021		2022		2023*	
	n.	%	n.	%	n.	%
Middle managers to Managers	12	-	10	-	8	-
men	8	67%	7	70%	5	63%
women	4	33%	3	30%	3	38%
Office Staff to Middle Managers	33	-	48	-	70	-
men	22	67%	35	73%	38	54%
women	11	33%	13	27%	32	46%
Production Staff to Office Staff	10	-	26	-	27	-
men	10	100%	26	100%	27	100%
women	0	0%	0	0%	0	0%
Total	55	-	84	-	105	-
men	40	73%	68	81%	70	67%
women	15	27%	16	19%	35	33%

* It should be noted that in 2023 there were no episodes of internal mobility in relation to the perimeter of Edison Stocaggio.

GRI 403-8 Workers covered by an occupational health and safety management system

	2023*		
	Dipendenti coperti	Totale dipendenti*	%
Total number of employees who are covered by the occupational health and safety management system	5,866	5,957	98
Total number of employees who are covered by the occupational health and safety management system that has been internally audited	5,866	5,957	98
Total number of employees who are covered by the occupational health and safety management system that has been audited or certified by an external party	5,866	5,957	98

* It should be noted that the total number of employees excludes Edison Stocaggio.

Sites covered by HSE management systems

UNIT OF MEASUREMENT	2021	2022	2023
Sites covered by ISO 14001 management systems			
Electricity operations and energy services	99%	98%	97%*
Gas storage sector	100%	100%	100%
Sites covered by ISO 45001 management systems			
Electricity operations	97%	99%	85%
Gas storage sector	100%	100%	100%
Sites covered by ISO 9001 management systems			
Energy services	%	46%	63%

* Please note that the data refers to hydro sites with a capacity of more than 3 MW.

GRI 403-9 Work-related injuries to Group employees

	2021	2022	2023*
Group Employees			
Number of work-related injuries recorded	19	28	21
of which, number of deaths following work-related injuries	-	-	-
of which, work-related injuries with serious consequences (excluding death)	-	-	-

* The main types of accidents at work for 2023 consist of slips and trips; falls from heights, impacts against plant parts and cuts due to contact with fixed parts and components. The data confirms a virtuous level of attention to safety, considering the change in the company's business underway related to a higher level of risk of the activities performed and the context in which it operates.

GRI 403-9 Hours worked by Group employees

	2021	2022	2023
Group Employees			
Hours worked	8,401,281	9,269,662	10,417,519

GRI 403-9 Injury rate and deaths of Group workers

	2021	2022	2023
Group Employees			
Rate of workplace injuries recorded	2.3	3.0	2.02
Death rates due to workplace injuries	0.0	0.0	0.0
Rate of workplace serious injuries	0.0	0.0	0.0

Occupational injury rates are based on one million hours worked and are calculated as the number of registered workplace injuries, multiplied by 1,000,000, divided by the number of hours worked.

Accident severity rate

	2021	2022	2023
Group Employees			
Number of days lost due to work-related accidents recorded	641	1,056	1,107
Severity rate	0.08	0.11	0.11

The Accident Severity Rate is calculated as the ratio of the number of days lost due to a recordable occupational injury to the number of hours worked, multiplied by 1000.

GRI 403-10 Work-related ill health

	2021	2022	2023
Group Employees			
Number of cases of recordable work-related ill health	0	0	0
number of fatalities as a result of work-related ill health	0	0	0

GRI 403-9 Workplace injuries to external workers

	2021	2022	2023*
External workers			
Number of workplace injuries recorded	9	9	12
of which, number of deaths following workplace injuries	2	0	0
of which, workplace injuries with serious consequences (excluding death)	0	1	1

* The main types of accidents at work for 2023 are slips and trips; falls from heights, impacts against plant parts and cuts due to contact with fixed parts and components. The positive trend with respect to the number of accidents occurring to company personnel also continued in 2023, substantially in line with the trend of recent years. Accidents are mainly related to maintenance and plant construction/revamping activities.

GRI 403-9 Hours worked by external workers

	2021	2022	2023*
External workers			
Hours worked	8,471,279	9,858,812	9,039,101

GRI 403-9 Injury rate and deaths of external workers

	2021	2022	2023
External workers			
Rate of workplace injuries recorded	1.1	0.9	1.3
Death rates due to workplace injuries	0.2	0.0	0.0
Rate of workplace serious injuries	0.0	0.1	0.1

Occupational injury rates are based on one million hours worked and are calculated as the number of registered workplace injuries, multiplied by 1,000,000, divided by the number of hours worked.

Accident severity rate

	2021	2022	2023
External workers			
Number of days lost due to work-related accidents recorded	239	420	337
Severity rate	0.03	0.04	0.04

The Accident Severity Rate is calculated as the ratio of the number of days lost due to a recordable occupational injury to the number of hours worked, multiplied by 1000.

LTIR Overall Group and suppliers

Average 2019-2021	1.4
Average 2020-2022	1.5
Average 2021-2023	1.4
Year 2023	1.3

GRI 403-10 Work-related ill health

	2021	2022	2023
External workers			
Number of cases of recordable work-related ill health	0	0	0
number of fatalities as a result of work-related ill health	0	0	0

Absenteeism rate

	UNIT OF MEASUREMENT	2021	2022	2023
Absenteeism rate	%	2.8	3.5	3.2
Number of days of absence	n.	29,608	41,733	41,952
Number of working days	n.	1,068,246	1,182,733	1,328,121

The absenteeism rate is calculated as the ratio of the number of days of absence to the number of working days, reported as the ratio of hours worked to 7.6 (hours per day) for Edison and 8 (hours per day) for EESM (other employment contract) only.

Inspections - Italy

	UNIT OF MEASUREMENT	2021	2022	2023
By the local health unit, ARPA and the municipal, provincial and regional authorities	n.	27	43	193
Other	n.	126	128	61
Total inspections	n.	153	171	254

Health care

	UNIT OF MEASUREMENT	2021	2022	2023
Medical examinations provided	n.	3,129	3,625	3,441

Audits

	UNIT OF MEASUREMENT	2021	2022	2023
Internal audits	n.	258	211	193
Third party audits	n.	35	84	60
Total audits	n.	293	295	253

In Edison, internal audits are divided into 'first level audits' and 'second level audits'. First level audits are performed by Edison Group Divisions/Companies/Functions through their own resources; second level audits are performed by the PEOR/PASQ function. External audits, on the other hand, generally include 'second party' and 'third party' audits. Second party audits are performed by parties that have an interest in the organisation, such as customers, or by other parties on their behalf. Third-party audits are performed by external, independent verification organisations to provide registration, and/or certification and/or validation of compliance with the requirements of standards such as UNI EN ISO 9001, UNI EN ISO 14001, Reg. (EC) No 1221/2009 'EMAS', UNI EN ISO 45001.

Value for customers, territory and sustainable economic development

GRI 201-1 Direct economic value generated and distributed

	31.12.2021	31.12.2022	31.12.2023
	Millions euro	Millions euro	Millions euro
Direct economic value generated	11,990	30,554	18,729
Economic value distributed	11,326	29,968	17,585
Operating costs	10,501	28,973	16,357
Employee salaries and benefits	335	364	420
Investments in the community	1	5	6
Payments to capital suppliers	304	150	434
Payments to public administration	181	476	368
Economic value retained	664	586	1,144

The values for the financial year 2021 are those published last year; the values for the financial year 2022, for the purpose of comparison with those for the financial year 2023, have been restated in accordance with IFRS 5. The values were determined from the consolidated financial statements and are shown on an accrual basis and not on a cash basis.

The significant decrease recognised in FY2023 compared to FY2022 in the Economic Value Directly Generated and Operating Costs reflects, among other things, the sharp drop in energy commodity prices from the record levels recorded in FY2022.

The value of Salaries and employee benefits increased compared to 2022 mainly due to the increase in the average number of employees also related to the effects of changes in the scope of consolidation; it should be noted that 2023 includes a non-structural cost component related to the extraordinary bonus recognised to all Group employees in the amount of €1,400 gross on the occasion of the 140th anniversary of Edison's foundation.

Payments to capital providers for the three years include dividends approved by the Parent Company Edison Spa. In fact, the Board of Directors deemed it appropriate to propose, together with the full distribution of profit, the allocation of a portion of the distributable reserve "retained earnings".

With reference to Payments to the Public Administration, it should be noted that in the year 2022 they included, among other things, the effects of the solidarity contributions provided for by the various Decree-Laws (Price Cuts, Aid) and the Budget Law 2023 issued in 2022. In 2023, no new legislation was issued in this regard, so the 2023 value benefits from this, however, this benefit is partly offset by the higher taxes due for the improved results in 2023. Again with reference to the 2023 and 2022 values, it should be noted that these Payments to the PA refer mainly to Italy, except for the non-material amounts for foreign taxes in Spain (€0.5 million in 2023; €1.1 million in 2022) and Poland (€0.4 million in 2023; €0.8 million in 2022) related to the Energy & Environmental Services Market activities in these countries.

The increase compared to the year 2022 in Retained Economic Value reflects, among other things, the adjustment of certain risk provisions for territorial regeneration activities in the areas of the former Montedison plants.

In 2021, Edison also promoted the establishment of the EOS Orizzonte Sociale ETS foundation, with civic, solidarity and utility purposes, providing the respective Endowment and Management Funds to finance all of its initiatives in favour of communities. These contributions are not accounted for in this report as EOS is not included in the company's consolidation scope and reference is made to its Social Report 2022 for them. www.fondazioneos.it/sites/default/files/2023-06/BS_EOS_2023.pdf

Number of customer contracts (POD/PDR) broken down by type (millions)

TYPE OF USER	2021			2022			2023*		
	Type of service			Type of service			Type of service		
	Distribution/transport	Sale	Total	Distribution/transport	Sale	Total	Distribution/transport	Sale	Total
Gas	n.d.	0.9	0.9	n.a.	0.9	0.9	n.a.	0.98	0.98
Power	n.d.	0.7	0.7	n.a.	0.8	0.8	n.a.	1.03	1.03
Total	n.d.	1.6	1.6	n.a.	1.8	1.8	n.a.	2.02	2.02

The indicator excludes Value Added Services (VAS).

* It should be noted that in 2023, the growth in the number of contracts is mainly linked to better sales performances on the residential market.

Claim Index residential and SMEs

TYPE OF SERVICE	2021	2022	2023
Electricity services	0.76%	0.61%	0.57%
Natural gas services	0.52%	0.55%	0.41%
Monthly average data	0.63%	0.58%	0.53%

Please note that the indicator refers to Edison Energia.

Number of registered customers: Mobile app and reserved area

	2021	2022*	2023
Total number of customers registered on the mobile app	44,503	106,449	85,618
Total number of customers registered in the reserved area internet site Edison Energia	53,285	25,634	57,078

* The 2022 data represents an extraction of active customers belonging to all segments that have registered for MyEdison (app and reserved area); in that year, the significant increase in the number of registrations was due to registrations made from the mobile app, which also attracted customers from the reserved area, and actions at the level of communication campaigns on the MyEdison app and Edison Coco.

NPS Index

	2021	2022*	2023
NPS Index	21	23	22

The data is measured by means of market research (by phone) on a representative sample of the Edison Energia residential Customer Base in order to monitor the health of the overall Customer Experience.

GRI 413-1 Operations with local community engagement, impact assessments, and development programs

	2021	2022	2023*
Regional scale: coverage	-	-	88%
Provincial scale: coverage	-	-	80%
Municipal scale: coverage	-	-	84%

* The outcome of the mapping confirms Edison's important commitment in the territories. The results obtained show that 80% of the provinces in which the plants are located are involved in local involvement and development activities (84% municipal and 88% regional). The plants considered have a capacity greater than 1 MW.

GRI 417-3 Incidents of non-compliance concerning marketing communications

	2021	2022	2023
Total number of incidents of non-compliance with regulations and/or voluntary codes concerning marketing communications	0	1	0
of which incidents resulting in a fine or penalty	0	1	0

GRI 418-1 Substantiated complaints concerning breaches of customer privacy and losses of customer data

	2021	2022*	2023
Total number of substantiated complaints received concerning breaches of customer privacy	0	1	0
of which received from external parties and confirmed by the organisation	0	0	0
of which received from regulatory bodies	0	1	0
Total number of customer data leaks, thefts or losses	0	0	0

* In 2022, for Edison's commercial companies, the Guarantor Authority had detected an episode of data breach, the consequence of an IT incident, which led to the opening of a preliminary investigation. On 2 October 2023, the Authority deemed it necessary to conduct a specific in-depth investigation. The evidence provided allowed the Company to close the inspection visit, for which it is presumable to exclude whether a corrective or sanctioning measure may follow.

GRI 2-27 Compliance with laws and regulations

	UNIT OF MEASUREMENT	2022	2023*
Significant instances of non-compliance with laws and regulations	n.	2	1
Total number and the monetary value of fines for instances of non-compliance	k €	6,250	5

* During the year, the Competition and Market Authority took a sanctioning measure following the investigation commenced in December 2022, which was based on the alleged failure by numerous sales companies, including Edison Energy, to comply with the provisions of the "Aiuti Bis" Decree with regard to unilateral contract amendments, a measure adopted by the government to protect residential customers during the energy price "escalation" phase. The authority notified Edison Energia of the minimum fine (EUR 5,000), unlike the provisions for other operators. The insignificance of the measure - supported by the extremely small number (about 800 customers) who suffered inefficiencies while awaiting the implementation of the "Aiuti bis" Decree and the prompt adoption of all appropriate measures to neutralise any economic prejudice for them - attests to how the company operates in full respect of its customers and the applicable regulations, even in extremely difficult energy market contexts such as those that have occurred in the recent past.

SASB: IF-EU-550a.1 Number of incidents of non-compliance with physical and/or cybersecurity standards or regulations

	2021	2022	2023
Number of incidents of non-compliance with physical and/or cybersecurity standards or regulations	590	671	643

The indicator includes all Edison Group companies excluding foreign subsidiaries.

Number of security alarms analysed

	2021	2022	2023*
Total number of security alarms analysed	1,000	702	1,150

* The change compared to 2022 is affected by the international context that saw an increase of more than 43% in cyber-attacks by criminal groups against companies in 2023. Moreover, for the first time since the number of attack attempts and/or attacks have been measured, Italy has joined the countries most affected by cyber-criminal groups, ranking fifth worldwide for the number of ransomware attacks.

GRI 2-6 Activities, value chain and other business relationships

	2021	2022	2023
Total suppliers	3,091	3,107	3,250
Local suppliers (Italian)*			
Total number of suppliers engaged by the organization	2,935	2,951	3,093
Estimated number of suppliers throughout the entire supply chain	n.d.	n.d.	n.d.
Foreign suppliers			
Total number of suppliers engaged by the organization	156	156	157
Estimated number of suppliers throughout the entire supply chain	n.d.	n.d.	n.d.

The data shown refer to the companies in the SAP system and the activities managed by the Procurement department (e.g., excluding Commodity Purchasing). They also exclude companies for which partial information is available (Edison Next Environment and Edison Next Recology).

* Local suppliers are intended to be suppliers with their registered office in Italy.

GRI 204-1 Proportion of spending on local suppliers

	2021		2022		2023	
	Expense (million€)	%	Expense (million€)	%	Expense (million€)	%
Expenditure on suppliers	642.6	-	601.7	-	864.5	-
suppliers in Italy	604.8	94%	584.6	97%	844.7	97.7%
foreign suppliers	37.8	6%	17.1	3%	19.8	2.3%

The data shown refer to the companies in the SAP system and the activities managed by the Procurement department (e.g., excluding Commodity Purchasing). They also exclude companies for which partial information is available (Edison Next Environment and Edison Next Recology).

GRI 204-1 Supplier selection and qualification

	2021		2022		2023	
	Expense (million€)	%	Expense (million€)	%	Expense (million€)	%
Number of qualified suppliers	4,370	-	2,819	-	2,329	-
Total value of supplies*	642.6	-	601.7	-	864.5	-
of which subject to qualification	555.1	86%	506.9	84%	649.4	75%

* The data shown refer to the companies in the SAP system and the activities managed by the Procurement department (e.g., excluding Commodity Purchasing). They also exclude companies for which partial information is available (Edison Next Environment and Edison Next Recology).

GRI 205-2 Total number and percentage of suppliers to whom the organisation’s anti-corruption policies and procedures were communicated

	2021	2022	2023 (complete data)	2023 (data without Stocceglio)
Suppliers that received communication	3,091	3,107	3,250	3,054
Total suppliers	3,091	3,107	3,250	3,054
% communication	100%	100%	100%	100%

The business partners who were notified coincide with the new suppliers who accepted the conditions by registering on the supplier portal. The organisation’s anti-bribery and corruption policies and procedures were communicated to all suppliers through their acknowledgement and acceptance during registration on the supplier portal.

Incidents of non-compliance along the supply chain*

	2021	2022	2023
Total number of non-compliance incidents	35	49	38
Total number of contractual relationship terminations due to non-compliance incidents	5	3	1
Rate of non-compliance incidents resolved through termination of contractual relationship	14%	6%	2,7%

As stipulated by internal regulations, suppliers are subject to performance evaluation.

* It should be noted that, for Edison Stocceglio, there were no incidents of non-compliance and related termination of the contractual relationship.

Natural capital and landscape

GRI 304-1 Operational sites owned, leased, managed in, or adjacent to, protected areas and areas of high biodiversity value outside protected areas

SITE	GEOGRAPHICAL AREA	TYPE OF ACTIVITY (e.g., office, manufacturing or production, mining, ...)	BIODIVERSITY VALUE CHARACTERISED BY THE ATTRIBUTE OF THE PROTECTED AREA OR AREA OF HIGH BIODIVERSITY VALUE OUTSIDE THE PROTECTED AREA (terrestrial, freshwater, or maritime ecosystem)	BIODIVERSITY VALUE CHARACTERISED BY THE LIST OF PROTECTION REGIMES (Such as IUCN protected area management categories, Ramsar convention, national legislation)
Montemignaio	Tuscany	Wind farms	The areas close to these sites have sensitive areas for biodiversity, a high cover of natural environments (according to Corine Land Cover 2018) and a relative richness of IUCN species.	
Roio del Sangro	Abruzzo			
Mistretta	Sicily			
Rocca Spinalveti	Abruzzo			
Melissa Strongoli	Calabria			
Minervino Murge	Apulia			
Monteferranta	Abruzzo			
Rignano Garganico	Apulia			
Fraine	Abruzzo			
Publino	Lombardy			
Alto Preit	Piedmont			
Piancone	Piedmont			
Ossola - Morelli	Piedmont			
Venina Superiore	Lombardy			
Alto Ossola	Piedmont			
Alto Lario - Reggea	Piedmont			
Mulino di Marano	Piedmont			
Dora - Montestrutto	Piedmont			
Isonzo	Piedmont			
Dogana	Lombardy			
Alto Lario - Moledana	Lombardy			
Venina	Lombardy			
Venina Superiore - Scais	Lombardy			
Val Caffaro - Vacca	Lombardy			
Armisa - Mezzo	Lombardy			
Belviso - Frera	Lombardy			
Camonica - Poggia	Lombardy			
Tagliamento - Luincis	Friuli Venezia Giulia			
Val Meduna - Ca Zul	Friuli Venezia Giulia			
Cellina - Barcis	Friuli Venezia Giulia			
Cellina - Tul	Friuli Venezia Giulia			
Cervino	Valle d'Aosta			
Maen	Valle d'Aosta			
Brusson	Valle d'Aosta			
Saint Vincent-Ayas	Valle d'Aosta			
Nus-Verrayes	Valle d'Aosta			
Taio	Trentino - Alto Adige			
Teglia - Rocchetta	Tuscany			

SITE	GEOGRAPHICAL AREA	TYPE OF ACTIVITY (e.g., office, manufacturing or production, mining, ...)	BIODIVERSITY VALUE CHARACTERISED BY THE ATTRIBUTE OF THE PROTECTED AREA OR AREA OF HIGH BIODIVERSITY VALUE OUTSIDE THE PROTECTED AREA (terrestrial, freshwater, or maritime ecosystem)	BIODIVERSITY VALUE CHARACTERISED BY THE LIST OF PROTECTION REGIMES (Such as IUCN protected area management categories, Ramsar convention, national legislation)
Quassolo	Piedmont	Hydroelectric plants	The areas close to these sites have a significant presence of sensitive areas for biodiversity, an important cover of natural environments and a fair amount of IUCN species richness.	
Montalto Dora	Piedmont			
Bussi	Abruzzo	Thermoelectric plants	The areas close to these sites are characterised by a high presence of sensitive areas for biodiversity and an abundance of IUCN species richness.	
Jesi	Marche Veneto			
Marghera Levante	Veneto			

The perimeter of the analysis includes Edison's electricity production park and is made up of more than 200 thermoelectric, hydroelectric, wind and photovoltaic plants located throughout Italy. Edison, between 2020 and 2021, and with an extension in 2022 to the new plants in the perimeter, has surveyed these production sites by analysing the land cover and biodiversity characteristics of the environment near them (10Km analysis buffer). The sites shown in this table (generally owned or leased or managed by the organisation and for which the area occupied by the plant components can be considered insignificant) are those whose surrounding territories are more significant for biodiversity issues, also by virtue of the presence of portions of protected natural areas in the territory considered. Please note that the updating of the sites corresponding to the new plants will be done during 2024.

GRI 303-3 Total water withdrawal

SOURCES*	UNIT OF MEASUREMENT	2021		2022		2023	
		All areas	Water stressed areas**	All areas	Water stressed areas**	All areas	Water stressed areas**
Surface water	Megaliters	30,023	27,185	21,672	17,534	18,433	15,086
Fresh water (≤ 1000 mg/L total dissolved solids)	Megaliters	30,023	27,185	21,672	17,534		
Other water (> 1000 mg/L total dissolved solids)	Megaliters	0	0	0	0	0	0
Groundwater	Megaliters	7,382	2,572	7,844	3,006	7,756	2,018
Fresh water (≤ 1000 mg/L total dissolved solids)	Megaliters	7,382	2,572	7,844	3,006	7,756	2,018
Other water (> 1000 mg/L total dissolved solids)	Megaliters	0	0	0	0	0	0
Seawater	Megaliters	173,814	0	273,145	0	338,476	0
Fresh water (≤ 1000 mg/L total dissolved solids)	Megaliters	0	0	0	0	0	0
Other water (> 1000 mg/L total dissolved solids)	Megaliters	173,814	0	273,145	0	338,476	0
Produced water	Megaliters	2,530	0	3,282	0	2,458	0
Fresh water (≤ 1000 mg/L total dissolved solids)	Megaliters	2,530	0	3,282	0	2,458	0
Other water (> 1000 mg/L total dissolved solids)	Megaliters	0	0	0	0	0	0
Third-party water	Megaliters	7,439	3,383	7,758	3,376	7,211	3,296
Fresh water (≤ 1000 mg/L total dissolved solids)	Megaliters	7,439	3,383	7,758	3,376	7,211	3,296
Other water (> 1000 mg/L total dissolved solids)	Megaliters	0	0	0	0	0	0
Total water withdrawal	Megaliters	221,188	33,140	313,701	23,916	374,334	20,401

* It should be noted that water that Edison Next withdraws to sell to third parties is also considered in the total amount.
 ** Water withdrawn from the sea is not included in this category as it is considered as a not a scarce source.

GRI 303-4 Water discharge

DISCHARGE DESTINATION*	UNIT OF MEASUREMENT	2021		2022		2023	
		All areas	Water stressed areas**	All areas	Water stressed areas**	All areas	Water stressed areas**
Surface water (total)	Megaliters	33,954	28,196	24,757	18,419	24,973	16,313
Fresh water (≤ 1000 mg/L total dissolved solids)	Megaliters	33,941	28,183	24,748	18,410	24,964	16,304
Other water (> 1000 mg/L total dissolved solids)	Megaliters	13	13	9	9	9	9
Groundwater (total)	Megaliters	34	1	34	1	35	2
Fresh water (≤ 1000 mg/L total dissolved solids)	Megaliters	34	1	34	1	35	2
Other water (> 1000 mg/L total dissolved solids)	Megaliters	0	0	0	0	0	0
Seawater (total)	Megaliters	171,352	0	269,757	0	334,631	0
Other water (> 1000 mg/L total dissolved solids)	Megaliters	171,352	0	269,757	0	0	0
Third-party water (total)	Megaliters	7,214	3,084	5,893	3,408	334,631	4,065
Fresh water (≤ 1000 mg/L total dissolved solids)	Megaliters	7,214	3,084	5,893	3,408	6,099	4,065
Other water (> 1000 mg/L total dissolved solids)	Megaliters	0	0	0	0	0	0
Total water discharges	Megaliters	212,554	31,281	300,441	21,828	365,738	20,380

* It should be noted that since Edison Next operates industrial water treatment plants at customer sites, water treated and discharged on behalf of third parties is accounted for.
 ** Water withdrawn from the sea is not included in this category as it is considered as a not a scarce source.

GRI 303-5 Water Consumption

UNIT OF MEASUREMENT	2021		2022		2023		
	All areas	Water stressed areas	All areas	Water stressed areas	All areas	Water stressed areas	
Water Consumption (Total)	Megaliters	8,634	1,859	13,260	2,088	8,596	21
Change in water storage	Megaliters	0	0	0	0	0	0

GRI 306-3 Waste generated

TYPE OF WASTE	UNIT OF MEASUREMENT	2021	2022	2023**
Hazardous waste	ton	30,339	29,177	39,225
Non-hazardous waste	ton	187,020	103,544	164,538
Total weight of waste generated, of which:	ton	217,359	132,722	203,763
Waste generated from waste and water treatment plants	ton	53,414	52,396	55,299
Waste from construction and demolition operations	ton	98,334	33,828	59,236
Aqueous liquid wastes destined for off-site treatment*	ton	42,745	27,413	45,358
Packaging waste, absorbents, rags and filter materials	ton	6,930	6,349	2,695

In reporting the quantity of waste produced, the following were analysed: the type of waste, distinguishing between hazardous and non-hazardous waste, and the material composition of the main waste produced, specifying the type of waste considered "relevant" to the Group's activities.

* This category mainly includes liquid waste from construction site activities and, to a small extent, liquid waste from extraordinary cleaning of water treatment plants.

** The data for 2023 refers to all Edison Group sites; the data for the Poland site do not show a breakdown by material composition. Therefore, these data are not included in the four relevant waste categories.

GRI 305-7 Nitrogen oxides (NOx), sulfur oxides (SOx), and other significant air emissions

	UNIT OF MEASUREMENT	2021	2022	2023
Total (electric sector + hydrocarbons sector)	t	9,465	5,171	5,399
Electricity Sector				
NOx	t	2,687	2,709	2,611
SOx	t	602.6	544.7	565.6
Persistent Organic Pollutants (POP)	t	0.00	0.0	-
Volatile Organic Compounds (VOC)	t	0.05	0.05	1.8
Hazardous Air Pollutants (HAP) - (Carbon Monoxide - CO)	t	2,156.3	1,804.6	2,102.5
Particulate Matter (PM)	t	48.8	106.2	111.8
Other standard categories of air emissions identified in relevant regulations (mercury emissions)	t	0.0	0.00	0.002
Hydrocarbons Sector				
NOx	t	3,970	6.4	5.17
SOx	t	0.2	0.14	0.42
Persistent Organic Pollutants (POP)	t	0.0	0.0	-
Volatile Organic Compounds (VOC)	t	0.0	0.0	-
Hazardous Air Pollutants (HAP) - (Carbon Monoxide - CO)	t	0.2	0.28	0.81
Particulate Matter (PM)	t	0.02	0.02	0.02

GRI Content Index

Statement of use

Edison Spa has reported in accordance with the GRI Standards for the period from January 1 to December 31, 2023

GRI 1 used

GRI 1: Foundation (2021)

Applicable GRI Sector Standard(s)

N/A

GRI STANDARD	DISCLOSURE	PAGE/LINK	Requirement(s) omitted	Reason	Explanation
GENERAL DISCLOSURES					
GRI 2: General Disclosures (2021)	2-1 Organizational details	131, 206-207			
	2-2 Entities included in the organization's sustainability reporting	131			
	2-3 Reporting period, frequency and contact point	131			
	2-4 Restatements of information	131			
	2-5 External Assurance	203-205			
	2-6 Activities, value chain and other business relationships	10-12, 109-112, 131, 189	2-6.b	Information unavailable / incomplete	The information reported is related to the perimeter Italy
	2-7 Employees	175-176	2-7.b.iii	Not Applicable	The are no "non-guaranteed hours" employees in the Group
	2-8 Workers who are not employees	177			
	2-9 Governance structure and composition	Relazione di Corporate Governance			
	2-10 Nomination and selection of the highest governance body	Relazione di Corporate Governance			
	2-11 Chair of the highest governance body	Relazione di Corporate Governance			
	2-12 Role of the highest governance body in overseeing the management of impacts	44-46, Relazione di Corporate Governance			
	2-13 Delegation of responsibility for managing impacts	44-46, Relazione di Corporate Governance			
	2-14 Role of the highest governance body in sustainability reporting	44-46, Relazione di Corporate Governance			
	2-15 Conflicts of interest	Relazione di Corporate Governance			
	2-16 Communication of critical concerns	Relazione di Corporate Governance			

GRI STANDARD	DISCLOSURE	PAGE/LINK	OMISSION		
			Requirement(s) omitted	Reason	Explanation
GRI 2: General Disclosures (2021)	2-17 Collective knowledge of the highest governance body	Relazione di Corporate Governance			
	2-18 Evaluation of the performance of the highest governance body	Relazione di Corporate Governance			
	2-19 Remuneration policies	Relazione sulla politica in materia di remunerazione e sui compensi corrisposti			
	2-20 Process to determine remuneration	Relazione sulla politica in materia di remunerazione e sui compensi corrisposti			
	2-21 Annual total compensation ratio	180	2-21.b	Information unavailable / incomplete	The information is not reported as the data collection process for the indicator started in the year 2023 and, for this reason, it was not possible to calculate the percentage change.
	2-22 Statement on sustainable development strategy	4-5, 13			
	2-23 Policy commitments	18-21			
	2-24 Embedding policy commitments	18-21, 44-47			
	2-25 Processes to remediate negative impacts	18-21, 41-43, 54-55, 88			
	2-26 Mechanism for seeking advice and raising concerns	20-21, 41-42, 139			
	2-27 Compliance with laws and regulations	88-89, 112-115, 188			
	2-28 Membership associations	142-147			
	2-29 Approach to stakeholder engagement	21-25, 54-55			
2-30 Collective bargaining agreements	180				
MATERIAL TOPICS					
GRI 3: Material Topics (2021)	3-1 Process to determine material topics	21-25, 54-55			
	3-2 List of material topics	134-136			

GRI STANDARD	DISCLOSURE	PAGE/LINK	OMISSION		
			Requirement(s) omitted	Reason	Explanation
TRANSVERSAL TOPICS: PREREQUISITES AND ENABLING FACTORS					
GRI 205-2	Communication and training about anti-corruption policies and procedures	40-43, 139-141			
GRI 205-3	Confirmed incidents of corruption and actions taken	140-141			
GRI 406-1	Incidents of discrimination and corrective actions taken	174			
GRI 415-1	Political contributions	141			
LOW-CARBON ENERGY AND GREEN GAS DEVELOPMENT					
GRI 3: Material Topics (2021)	3-3 Management of material topics	21-25, 63-65, 134-136			
GRI 302-1	Energy consumption within the organization	168-169			
GRI 302-4	Reduction of energy consumption	169			
PROMOTING THE PRODUCTION AND USE OF RENEWABLE ENERGY AND FLEXIBILITY SOLUTIONS					
GRI 3: Material Topics (2021)	3-3 Management of material topics	21-25, 60-63, 134-136			
GRI 302-1	Energy consumption within the organization	168-169			
GRI 302-4	Reduction of energy consumption	169			
ACCOMPANYING RESIDENTIAL AND INDUSTRIAL CUSTOMERS AND PUBLIC ADMINISTRATION TO DECARBONIZATION					
GRI 3: Material Topics (2021)	3-3 Management of material topics	21-25, 66-67, 134-136			
MONITORING AND ACTIONS FOR THE REDUCTION OF GHG EMISSIONS					
GRI 3: Material Topics (2021)	3-3 Management of material topics	21-25, 67-69, 134-136			
GRI 305-1	Direct (Scope 1) GHG emissions	169-171			
GRI 305-2	Energy indirect (Scope 2) GHG emissions	169-171			
GRI 305-3	Other indirect (Scope 3) GHG emissions	169-171			
GRI 305-4	GHG emissions intensity	171			
EMPLOYABILITY					
GRI 3: Material Topics (2021)	3-3 Management of material topics	21-25, 80-83, 134-136			
GRI 401-1	New employee hires and employee turnover	177-178			
GRI 404-1	Average hours of training per year per employee	178-179			
GRI 404-3	Percentage of employees receiving regular performance and career development reviews	179			

GRI STANDARD	DISCLOSURE	PAGE/LINK	OMISSION		
			Requirement(s) omitted	Reason	Explanation
PLURALITY AND INCLUSION					
GRI 3: Material Topics (2021)	3-3 Management of material topics	21-25, 76-80, 134-136			
GRI 405-1	Diversity of governance bodies and employees	174-175			
GRI 406-1	Incidents of discrimination and corrective actions taken	174			
WELL-BEING AND WORK-LIFE BALANCE					
GRI 3: Material Topics (2021)	3-3 Management of material topics	21-25, 84-85, 134-136			
WORKPLACE HEALTH AND SAFETY					
GRI 3: Material Topics (2021)	3-3 Management of material topics	21-25, 30-31, 73-75, 109-112, 134-136			
GRI 403-1	Occupational health and safety management system	25-31, 73-75			
GRI 403-2	Hazard identification, risk assessment, and incident investigation	25-31, 73-75			
GRI 403-3	Occupational health services	73-75			
GRI 403-4	Worker participation, consultation, and communication on occupational health and safety	73-75			
GRI 403-5	Worker training on occupational health and safety	73-75			
GRI 403-6	Promotion of worker health	73-75			
GRI 403-7	Prevention and mitigation of occupational health and safety impacts directly linked by business relationships	73-75			
GRI 403-8	Workers covered by an occupational health and safety management system	30-31, 182			
GRI 403-9	Work-related injuries	182-184			
GRI 403-10	Work-related ill health	183-184			
CONSTRUCTION AND OPERATION OF PLANTS AND VALUE CREATION FOR THE LOCAL AREA					
GRI 3: Material Topics (2021)	3-3 Management of material topics	21-25, 103-108, 134-136			
GRI 201-1	Direct economic value generated and distributed	186			
GRI 204-1	Proportion of spending on local suppliers	189			
GRI 413-1	Operations with local community engagement, impact assessments, and development programs	187			
SERVICE QUALITY AND FOCUS ON CUSTOMERS					
GRI 3: Material Topics (2021)	3-3 Management of material topics	21-25, 88-97, 134-136			
GRI 206-1	Legal actions for anti-competitive behavior, anti-trust, and monopoly practices	92, 165			
GRI 417-3	Incidents of non-compliance concerning marketing communications	187			

GRI STANDARD	DISCLOSURE	PAGE/LINK	OMISSION		
			Requirement(s) omitted	Reason	Explanation
SUSTAINABILITY OF ENERGY EXPENSES FOR CUSTOMERS AND COMPETITIVENESS OF THE INDUSTRIAL SYSTEM AND PUBLIC ADMINISTRATION					
GRI 3: Material Topics (2021)	3-3 Management of material topics	21-25, 97-99, 134-136			
SUSTAINABLE MOBILITY					
GRI 3: Material Topics (2021)	3-3 Management of material topics	100-103, 123, 134-136			
GRI 305-3	Other indirect (Scope 3) GHG emissions	169-171			
CONTRIBUTION TO SUPPLY DIVERSIFICATION AND ENERGY SECURITY					
GRI 3: Material Topics (2021)	3-3 Management of material topics	21-25, 99-100, 134-136			
GRI 204-1	Proportion of spending on local suppliers	189			
INFRASTRUCTURE RELIABILITY AND BUSINESS CONTINUITY					
GRI 3: Material Topics (2021)	3-3 Management of material topics	21-25, 115, 134-136			
CYBERSECURITY					
GRI 3: Material Topics (2021)	3-3 Management of material topics	21-25, 112-114, 134-136			
GRI 418-1	Substantiated complaints concerning breaches of customer privacy and losses of customer data	188			
RESPONSIBLE MANAGEMENT OF THE SUPPLY CHAIN					
GRI 3: Material Topics (2021)	3-3 Management of material topics	21-25, 42-43, 109-112, 134-136			
GRI 204-1	Proportion of spending on local suppliers	189	204-1.a	Information unavailable / incomplete	The information reported is related to the perimeter Italy
GRI 205-2	Communication and training about anti-corruption policies and procedures	190			
GRI 205-3	Confirmed incidents of corruption and actions taken	141			
CIRCULAR ECONOMY AND WASTE MANAGEMENT					
GRI 3: Material Topics (2021)	3-3 Management of material topics	21-25, 127-128, 134-136			
GRI 306-1	Waste generation and significant waste-related impacts	77, 127-128			
GRI 306-2	Management of significant waste-related impacts	77, 127-128			
GRI 306-3	Waste generated	194	306-3.a	Information unavailable / incomplete	It should be noted that the legal entities belonging to the foreign perimeter (Poland) were unable to provide the requested detail on the composition of waste generated

Report of the Independent Auditors

GRI STANDARD	DISCLOSURE	PAGE/LINK	OMISSION		
			Requirement(s) omitted	Reason	Explanation
RESPECT FOR NATURAL RESOURCES (WATER, SOIL, AIR), ECOSYSTEMS AND BIODIVERSITY					
GRI 3: Material Topics (2021)	3-3 Management of material topics	21-25, 118-119, 134-136			
GRI 303-1	Interactions with water as a shared resource	119-122			
GRI 303-2	Management of water discharge – related impacts	29, 119-122			
GRI 303-3	Water withdrawal	192			
GRI 303-4	Water discharge	193			
GRI 303-5	Water consumption	193			
GRI 304-1	Operational sites owned, leased, managed in, or adjacent to, protected areas and areas of high biodiversity value outside protected areas	191-192			
GRI 304-2	Significant impacts of activities, products and services on biodiversity	124-126			
GRI 305-7	Nitrogen oxides (NOx), sulfur oxides (SOx), and other significant air emissions	194			
PROTECTION OF THE LANDSCAPE					
GRI 3: Material Topics (2021)	3-3 Management of material topics	21-25, 129, 134-136			
GRI 304-1	Operational sites owned, leased, managed in, or adjacent to, protected areas and areas of high biodiversity value outside protected areas	191-192			
GRI 304-2	Significant impacts of activities, products and services on biodiversity	124-126			
SASB					
ELECTRICITY					
IF-EU-000.D	Total electricity generated, percentage by major energy source, percentage in regulated markets	172			
IF-EU-000.E	Total wholesale electricity purchased	168-169			
GREENHOUSE GAS EMISSIONS & ENERGY RESOURCE PLANNING					
IF-EU-110a.1	(1) Gross global Scope 1 emissions, percentage covered under (2) emissions-limiting regulations (3) emissions-reporting regulations	169-171			
GRID RESILIENCY					
IF-EU-550a.1	Number of incidents of non-compliance with physical and/or cybersecurity standards or regulations	188			



KPMG S.p.A.
 Revisione e organizzazione contabile
 Via Vittor Pisani, 25
 20124 MILANO MI
 Telefono +39 02 6763.1
 Email it-fmauditaly@kpmg.it
 PEC kpmgspa@pec.kpmg.it

(Translation from the Italian original which remains the definitive version)

Independent auditors' report on the consolidated non-financial statement pursuant to article 3.10 of Legislative Decree no. 254 of 30 December 2016 and article 5 of the Consob Regulation adopted with Resolution no. 20267 of 18 January 2018

To the Board of Directors of Edison S.p.A.

Pursuant to article 3.10 of Legislative Decree no. 254 of 30 December 2016 (the "Decree") and article 5 of the Consob (the Italian Commission for listed companies and the stock exchange) Regulation adopted with Resolution no. 20267 of 18 January 2018, we have been engaged to perform a limited assurance engagement on the consolidated non-financial statement of Edison Group (the "Group"), relating to the year ended 31 December 2023, prepared in accordance with article 4 of the Decree and approved by the Board of Directors on 12 February 2024 (the "NFS").

Our procedures did not cover the information set out in the "EU Environmental Taxonomy" section of the NFS required by article 8 of Regulation (EU) 852 of 18 June 2020.

Responsibilities of the Directors and Board of Statutory Auditors ("Collegio Sindacale") of Edison S.p.A. for the NFS

The Directors are responsible for the preparation of the NFS in accordance with articles 3 and 4 of the Decree and the "Global Reporting Initiative Sustainability Reporting Standards" issued by GRI - Global Reporting Initiative (the "GRI Standards"), which they have identified as the reporting standards.

The Directors are also responsible, within the terms established by the Italian law, for such internal control as they determine is necessary to enable the preparation of an NFS that is free from material misstatement, whether due to fraud or error.

Moreover, the Directors are responsible for the identification of the content of the NFS, considering the aspects indicated in article 3.1 of the Decree and the Group's business and characteristics, to the extent necessary to enable an understanding of the Group's business, performance, results and the impacts it generates.

The Directors' responsibility also includes the design of an internal model for the management and organisation of the Group's activities, as well as, with reference to the aspects identified and disclosed in the NFS, the Group's policies and the identification and management of the risks generated or borne.

The Collegio Sindacale is responsible for overseeing, within the terms established by the Italian law, the compliance with the Decree's provisions.

KPMG S.p.A. è una società per azioni di diritto italiano e fa parte del network KPMG di entità indipendenti affiliate a KPMG International Limited, società di diritto inglese.

Società per azioni
 Capitale sociale
 Euro 10.415.500,00 I.v.
 Registro Imprese Milano Monza Brianza Lodi
 e Codice Fiscale N. 00709600159
 R.E.A. Milano N. 512867
 Partita IVA 00709600159
 VAT number IT00709600159
 Sede legale: Via Vittor Pisani, 25
 20124 Milano MI ITALIA

Ancona Bari Bergamo
 Bologna Bolzano Brescia
 Catania Como Firenze Genova
 Lecce Milano Napoli Novara
 Padova Palermo Parma Perugia
 Pescara Roma Torino Treviso
 Trieste Varese Verona



Edison Group
Independent auditors' report
31 December 2023

Auditors' independence and quality control

We are independent in compliance with the independence and all other ethical require of the International Code of Ethics for Professional Accountants (including International Independence Standards, the IESBA Code) issued by the International Ethics Standards Board for Accountants, which is founded on fundamental principles of integrity, objectivity, professional competence and due care, confidentiality and professional behaviour. Our auditing company applies International Standard on Quality Control 1 (ISQC Italia 1) and, accordingly, maintains a system of quality control including documented policies and procedures regarding the compliance with ethical requirements, professional standards and applicable legal and regulatory requirements.

Auditors' responsibility

Our responsibility is to express a conclusion, based on the procedures performed, about the compliance of the NFS with the requirements of the Decree and the GRI Standards. We carried out our work in accordance with the criteria established by "International Standard on Assurance Engagements ISAE 3000 (Revised) - Assurance Engagements other than Audits or Reviews of Historical Financial Information" (ISAE 3000 revised), issued by the International Auditing and Assurance Standards Board applicable to limited assurance engagements. This standard requires that we plan and perform procedures in order to obtain limited assurance about whether the NFS is free from material misstatement. Therefore, a limited assurance engagement is less in scope than a reasonable assurance engagement carried out in accordance with ISAE 3000 revised, and consequently does not enable us to obtain assurance that we would become aware of all significant matters and events that might be identified in a reasonable assurance engagement.

The procedures we performed on the NFS are based on our professional judgement and include inquiries, primarily of the parent's personnel of Edison S.p.A. responsible for the preparation of the information presented in the NFS, documental analyses, recalculations and other evidence gathering procedures, as appropriate.

Specifically, we carried out the following procedures:

1. Analysing the material aspects based on the Group's business and characteristics disclosed in the NFS, in order to assess the reasonableness of the identification process adopted on the basis of the provisions of article 3 of the Decree and taking into account the reporting standards applied;
2. Analysing and assessing the identification criteria for the reporting scope, in order to check their compliance with the Decree;
3. Comparing the financial disclosures presented in the NFS with those included in the Group's consolidated financial statements;
4. Gaining an understanding of the following:
 - the Group's business management and organisational model, with reference to the management of the aspects set out in article 3 of the Decree;
 - the entity's policies in connection with the aspects set out in article 3 of the Decree, the achieved results and the related key performance indicators;
 - the main risks generated or borne in connection with the aspects set out in article 3 of the Decree.

Moreover, we checked the above against the disclosures presented in the NFS and carried out the procedures described in point 5.a).

5. Understanding the processes underlying the generation, recording and management of the significant qualitative and quantitative information disclosed in the NFS.



Edison Group
Independent auditors' report
31 December 2023

Specifically, we held interviews and discussions with the management personnel of Edison S.p.A. and we also performed selected procedures on documentation to gather information on the processes and procedures used to gather, combine, process and transmit non-financial data and information to the office that prepares the NFS.

Furthermore, with respect to significant information, considering the Group's business and characteristics:

- at Group and subsidiaries level:
 - a) we held interviews and obtained supporting documentation to check the qualitative information presented in the NFS and, specifically, the business model, the policies applied and main risks for consistency with available evidence;
 - b) we carried out analytical and limited procedures to check, on a sample basis, the correct aggregation of data in the quantitative information;
- we held meetings, respectively through site visits and tools of remote communication, with personnel of Torviscosa (UD) and Venina (SO) sites, which we have selected on the basis of their business, their contribution to the key performance indicators at consolidated level and their location. During the meetings we obtained documentary evidence supporting the correct application of the procedures and methods used to calculate the indicators.

Conclusion

Based on the procedures performed, nothing has come to our attention that causes us to believe that the consolidated non-financial statement of the Edison Group relating to the year ended 31 December 2023 has not been prepared, in all material respects, in accordance with the requirements of articles 3 and 4 of the Decree and the Global Reporting Initiative Sustainability Reporting Standards issued by GRI – Global Reporting Initiative (GRI Standards).

Our conclusion on the consolidated non-financial statement of the Edison Group does not extend to the information set out in the "EU Environmental Taxonomy" section of the NFS required by article 8 of Regulation (EU) 852 of 18 June 2020.

Milan, 21 February 2024

KPMG S.p.A.

(signed on the original)

Jacopo Ralph Ronzoni
Director of Audit

This document is also available
on the Company website: www.edison.it

Editorial coordination
Edison External Relations and Communications Department

Graphic design & art direction by
M Studio Milano
mstudiomilano.it

Photographs
www.edisonmediacenter.edison.it

Printed by
Faenza Printing Industries Srl, Milano

Milan, March 2024

Edison Spa

Foro Buonaparte, 31
20121 Milano

Capitale Soc. euro 4.736.117.250,00 i.v.
Reg. Imprese di Milano - Monza - Brianza - Lodi e C.F. 06722600019
Partita IVA 08263330014
REA di Milano 1698754
edison@pec.edison.it

This publication was printed on environmentally friendly
paper with low impact on the environment.



